

# New England Veterinary Conference

September 18-21, 2014

Portland, Maine



# New England Veterinary Medical Association

## 2014 Board Members

**President: David J. Schwarz, DVM** is a partner at the Ashland Animal Hospital, a small animal practice in Ashland, Massachusetts. He is the 2009 President of the Massachusetts VMA and is active with the Animal Response Team. A 1976 graduate of Cornell, he has three adult children. Dr. Schwarz and his wife Anne Lindsay share their home with 6 dogs and 3 cats!

**President-Elect: Margaret Shively, DVM** is a small animal practitioner and the owner of Kennebunk Veterinary Hospital in Kennebunk, Maine, where she resides with her family and various cats and dogs. She is a graduate of Cummings School of Veterinary Medicine at Tufts University. She and her husband spend several weeks each summer doing a mobile practice to the Maine Islands using their lobster boat. Dr. Shively also serves on the Board of Trustees of the Veterinary Scholarship Trust of New England (VSTONE).

**Treasurer: Robert Belden, DVM** is a 1993 graduate of Ross University and has owned New Milford Animal Hospital in Connecticut since 1997; one of his ancestors in fact arrived in New Milford in 1734. Dr. Belden, his wife, and their daughter live in Woodbury when they are not attending family events related to their 27 nieces and nephews. Dr. Belden is a Past President of the Connecticut Veterinary Medical Association.

**First Vice President: Richard W. Armstrong, DVM** is a partner at Hinesburg Veterinary Associates, a 2-hospital small animal practice in northwestern Vermont. He received his DVM from the University of Georgia, graduating in 1995. Dr. Armstrong and his wife Kristin, also a veterinarian, live in Hinesburg, Vermont with a multitude of dogs and cats. He enjoys playing drums in a band and cheering on the Georgia Bulldog football team when he's not practicing veterinary medicine.

**Second Vice President: David Stowe, DVM** received his DVM at Tufts after his undergraduate years at the University of Maine. An Air Force veteran, he is the former owner of the Laconia Animal Hospital and Lakes Region Veterinary Hospital and the current owner of Stowe Mobile Veterinary Services. The Immediate Past President of the New Hampshire Veterinary Medical Association, he is also an active rower.

**Third Vice President: Michele M. Consiglio, DVM** is an associate veterinarian at West Shore Animal Clinic in Warwick, Rhode Island. She received her DVM from St. Georges University in 2004. Dr. Consiglio is a Director of the Rhode Island Veterinary Medical Association and was named Rhode Island Veterinarian of the Year in 2013. She spends her spare time with friends and family which includes two cats, one dog, and a Blue Front Amazon Parrot.

**Immediate Past President: Anne J. Schwartz, DVM, DACVS** is the founder of Tri-State Equine Surgical Specialists in Providence, Rhode Island. Dr. Schwartz is a member of the American College of Veterinary Surgeons. After working in referral hospitals for years, she has taken to the road and performs field surgeries as well as referral medicine and surgery in Rhode Island, Connecticut and Massachusetts. Dr. Schwartz enjoys time with her family, playing with her two dogs, running and paddle boarding.

**Executive Director: William Bell** is a professional association manager. A graduate of Yale University, he is also the executive director of the Maine Veterinary Medical Association.

*The New England Veterinary Medical Association is essentially a federation, with each New England state VMA appointing or electing a Director, whose primary purpose is to plan and deliver this annual Conference, now in its 80th year. Every veterinarian who is a member of a New England state VMA is thereby also a member of our New England VMA. In recent years almost all of the annual net financial gain from this Conference has been distributed in equal shares to the charitable foundations of the six New England VMAs and to the Veterinary Scholarship Trust of New England (VSTONE).*

*Our Conference now also hosts the Northeast Veterinary Leadership Meeting, at which the top elected leaders and staff of the six New England states and NYS discuss key issues with AVMA leadership and Region One Delegates, the Dean of Tufts Cummings Veterinary School, and New England's state and federal regulatory veterinarians.*

# Welcome to the 80<sup>th</sup> New England Veterinary Conference

The Board of the New England Veterinary Medical Association is excited to have you join us for this 80th New England Veterinary Conference. At a two-day Strategic Planning meeting this winter, we developed some new initiatives in our commitment to bringing you the best regional meeting available anywhere. New priorities include an expanded Technician's program, and a plan which will facilitate the development of future leaders from our region.

This year we have also added a conference app for your Apple or Android device, and your Conference proceedings are now on a USB thumb drive.

Our host city of Portland also appreciates your attendance! We recently received, for the second time in three years, a top award from the Greater Portland Convention and Visitors Bureau, for the business you bring to this area. You may have noted the new hotels which have sprung up over the winter, including a Marriott Courtyard and a Hyatt Place. We booked a block of rooms this year at the newly renovated Westin, a short walk from the Holiday Inn.

As always, we have a number of well-known speakers at this year's Conference. We also have some topics which you are not likely to find at other meetings, such as an introductory multi-day program on acupuncture, and a full day's program on reptiles.

On Sunday, please join us for our Annual Meeting in the Casco Bay Exhibit Hall. This luncheon session will provide a chance to discuss how we best provide you with outstanding Conferences in the years ahead.

David Schwarz, DVM  
President, New England Veterinary Medical Association





# Activities & Events

## Northeast Veterinary Leadership Meeting & Luncheon

Thursday, September 18, 2 - 5:30 pm & Friday, September 19, 7:30 am - 4 pm

By invitation, the leaders of New England's and New York's state VMAs will gather to discuss common concerns. Also meeting will be AVMA's District I Delegates and Alternates, and New England's Regulatory Veterinarians.

## Benefit Golf Tournament at Nonsuch River Golf Club, Scarborough Thursday, September 18, 11 am registration, 12 noon tee time

This year's Tournament will be a "best ball" format for teams of four. Net proceeds go to the Veterinary Scholarship Trust of New England (VSTONE). Prizes for both individual and team winners. Each participant is asked to bring a canned food item to donate to the Good Shepard Food Bank.



## Old Port Pub Crawl with Maine Beer Tours

Thursday, September 18 at 5:30 pm & Saturday, September 20 at 5 pm

Join us for an Old Port Pub Crawl! The guides from Maine Beer Tours know their beer and will share insights into the Maine beer scene. We will stop at three locations in Portland and enjoy two samples at each pub, as well as some tasty pub snacks.



They start out as patients,  
They end up as friends

### IVG Network Hospitals Provide:

- 24 Hour Veterinary Emergency Care
- Board Certified Specialists
- State of the Art Diagnostic Tools
- Compassionate Collaborative Care

### Hospitals in Massachusetts and New Hampshire:

Natick, MA | North Andover, MA |  
Portsmouth, NH | Woburn, MA



## Casco Bay Exhibit Hall & Vendor Reception

Friday, September 19

Exhibit Hall from Noon - 5:30 pm, Reception beginning at 4:00 pm



SHOR-LINE

Ever find it hard to visit the exhibit hall over the weekend during your CE breaks? This year, take time on Friday afternoon to visit with the vendors and enjoy some light refreshments. At 4:00 pm, gather in the exhibit hall for appetizers and a cash bar. **No charge for registered attendees.**

vets FIRST CHOICE

## Harbor Cruise & Dinner on Great Diamond Island

Friday, September 19, 5:30 pm



Start off with appetizers in the Exhibit Hall at 4 pm, before boarding the bus at 5:30 pm for the Maine State Pier. After a scenic cruise through Casco Bay, enjoy dinner at Diamond's Edge on Great Diamond Island, with some short remarks from Shawn McVey and the VSTONE Live Auction following the meal. When the boat docks back in Portland after dinner, ride the bus back to the hotel or enjoy a stroll through Portland's Old Port.

SCIRx  
PHARMACY



## Theory of Evolution

*{ To get where you're going, your mind must keep growing }*

Gain new skills, refresh old ones and fuel your passion to help pets and their people. The IDEXX Learning Center provides a comprehensive curriculum. And learning options that fit the style and schedule of everyone in your practice: from the veterinarian who wants to learn from experts face-to-face, and techs who love the convenience of online courses, to the practice manager who needs to create customized learning tracks to keep your entire team on the same page.

**To turn theory into reality, visit [idexxlearningcenter.com](http://idexxlearningcenter.com).**

Knowledge you can put into practice™

**IDEXX Learning Center**

**Technician Reception & Shawn McVey**  
**Saturday, September 20, 5 pm - 6:30 pm**

Connect with other technicians from New England for some casual finger food and a special presentation by Shawn McVey before you head out for the evening in Portland. **\$5 per ticket with all money going to the local Animal Refuge League. Use your ticket for a drink and to enter a drawing for a \$50 visa gift card. See registration desk for a ticket.**

**Shawn's Program:** Take charge of your own happiness! Social trends and generational differences guarantee constant change at work. We'll teach you how to incorporate certain work habits to successfully navigate that change. You will also learn new habits that help you feel in control and connected to others. Don't worry. Be happy!



**How Pet Insurance Impacts the Human Animal Bond**  
**Saturday, September 20, 11:45 am - 12:45 pm**

Are you tired of presenting the best course of treatment to your clients, only to have financial barriers prevent the best level of care from being performed on the animal? What would your day look like if the overwhelming majority of cases were completed based on your optimal treatment recommendations and economic euthanasia was widely eliminated? Join Dr. Kerri Marshall, Chief Veterinary Officer of Trupanion, and learn how pet health insurance allows you to practice best medicine without money being the focus. **No charge to attend, but pre-registration requested. 1 CEU. Special Lunch provided.**

**trupanion**<sup>™</sup>  
[www.trupanion.com](http://www.trupanion.com)

# HAPPY PET. HAPPY VET.

Trupanion helps provide a financial bridge between the medicine you want to practice and the treatment pet owners can afford. It's pet insurance that really works. We don't tell you how much to charge or tell pet owners what they can spend.



**PUT TRUPANION TO WORK FOR YOU.**  
**877.589.1862 or [VETENGAGE@TRUPANION.COM](mailto:VETENGAGE@TRUPANION.COM)**

**trupanion**<sup>®</sup>

Trupanion is a registered trademark owned by Trupanion, Inc.  
Underwritten by American Pet Insurance Co. (USA) and Omega General Insurance Co. (Canada).



**Veterinary Scholarship Trust of New England (VSTONE)  
 Live Auction, Friday, September 19  
 Bag Raffle, Saturday, September 20  
 Book Signing, Saturday, September 20, 9:30am-3:00pm**





VSTONE is pleased to announce that in May of 2014 we awarded six New England senior veterinary students with scholarships of \$5,000 each and two additional scholarships of \$2,000 each. In addition, smaller awards were given to other senior and junior students for a combined total of \$55,500.

This year, our fundraising efforts at NEVC consist of three parts. On Friday night, following the boat cruise and lobster dinner, we will hold a brief **Live Auction at Diamond's Edge**.

On Saturday, we will replace our past Silent Auction with a **Bag Raffle**. Tickets for the raffle may be purchased at the VSTONE display table in the foyer, near the registration desk, or from any VSTONE Trustee. They come in sheets of 25; place your tickets in the bag representing any of our fourteen items. All ticket holders also have a

chance to win an "Eyes on the Future" canvas print valued at \$1000; one winner will be chosen after the raffle closes on Saturday afternoon. Winning raffle tickets will be drawn before the conclusion of lectures on Saturday afternoon.

Finally, Pulitzer Prize-winning Maine author **Barbara Walsh will be signing copies of her books "Sammy in the Sky" and "August Gale" from 9:30 am until 3:00 pm on Saturday, and will donate a portion of the proceeds to the Scholarship Trust.**



One size doesn't fit all.

Royal Canin is the only brand with eight different gastrointestinal formulas, each with a precise blend of scientifically proven nutrients to support the specific needs of the pet's GI tract.



Learn more at  
**BOOTH 34**



**Veterinary Exclusive Formulas**



©2014 Royal Canin USA, Inc.  
 V0914\_1

**Christian Veterinary Mission Presentation**  
**Saturday, September 20, 11:45 am - 12:45 pm**

Join us for this special time of fellowship and get an update on how God used the Tufts students in their mission trip to the Navajo. Special guest speaker Dr. Denise Thagard will also share on how missions & veterinary medicine can work together to make a difference.



**No charge to attend.**

**Downeast Duck Tours**  
**Saturday, September 20, 5 - 6 pm**

Downeast Duck Tours will pick you up at the Holiday Inn for an amphibious tour of Portland. View many sites of interest as you travel through Portland and then into Casco Bay to view the Portland waterfront and the Calendar Islands from the water.



**Sunrise with Simmons: Your Veterinary Practice: Using a Planned Exit Strategy**  
**Sunday, September 21, 7 - 8 am**



There are options for owners looking to exit practice ownership which may not exist without proper planning. Planning your strategy will result in the most successful, equitable, and predictable practice sale. The essential components of the successful practice ownership succession strategy are establishing and understanding profitability of your practice, knowing the likely market of buyers, and appreciating how to best “show” your practice. These key concepts will be presented along with timing and steps involved in a successful exit strategy plan. **No charge. Breakfast will be provided. Please see Dr. Jim Stephenson at the Simmons Northeast booth to sign up!**

**SMART**  
**DR**<sup>TM</sup>  
RADIOGRAPHY EVOLVED

**SIMPLE.**  
**FAST.**  
**PRECISE.**

GE Healthcare  
Ultrasound

YOUR IMAGE IS OUR BUSINESS | SEE FOR YOURSELF AT BOOTH #59





# Lectures & Labs

## Recognition, Treatment and Prevention of Oral Disease in Dogs & Cats (Technicians)

Laura LeVan, DVM, DACVD

Thursday, September 18, 9 am - 4 pm (lecture & lab)



The morning lecture presentation will cover the recognition, treatment and prevention of periodontal disease in dogs and cats. Course includes oral examination, charting, record keeping, instrument use and maintenance, home care advice, and dental x-ray positioning techniques. In the afternoon wet lab on cadaver specimens, practice the step-by-step techniques of the complete dental prophylaxis including hand scaling and root planing, power scaling, polishing, charting, and instrument sharpening. The wet lab will include opportunity to practice X-ray positioning. **6 CEU.**

## Veterinary Acupuncture for Beginners



Thursday, Sept. 18, 8 am - 5 pm: All Participants (8 CEU)

Friday, Sept. 19, 8 am - Noon: SA lecture (4 CEU)

Friday, Sept. 19, 1 -5 pm: SA lab (4 CEU)

Saturday, Sept. 20, 8 am - Noon: Equine lecture (4 CEU)

Have you considered becoming a Certified Veterinary Acupuncturist (CVA)? This program, for veterinarians only, will cover the fundamental principles of Traditional Chinese Veterinary Medicine (TCVM) and how to integrate acupuncture into your practice. The full-day lecture on Thursday covers the principles of acupuncture and its scientific basis; there are additional half-day sessions on Friday (SA) and Saturday (Equine). On Friday afternoon, there is an afternoon lab covering the top 20 acupoints in dogs with hands on time learning to identify the points. Participation in the Thursday class and SA and/or Equine lectures will be considered the first module of the whole (135 hours) Chi Institute CVA program.

## Building Your Success .... by Design

Wayne Usiak, AIA, NCARB

Thursday, September 18, 9 am - 5 pm



Practice Solutions

Join architect Wayne Usiak for a seminar on building a hospital that fits your business and your budget. Topics covered will include Renovation, Remodel, Conversion or Leasehold? Which is Right for You?; Doing More With Less; Design's Effect on Healing: Reduced Stress, Staff Retention and Happier Clients; Controlling Sound and Odor in Your Facility; and Which Materials Work Best. Also included will be an owners' panel to discuss actual experiences. **7 CEU**

## Individual Consultations on Your Building Project

Friday, September 19, 8 am-4 pm

Bring the plans for your own hospital renovation project. Wayne Usiak will be available for 30 minute private consultations on Friday. **Pre-registration required, no charge. Limited to registrants of Thursday session.**

## Abdominal Ultrasound for Beginners - Lecture & Lab

Anthony Pease, DVM, MS, DACVR

Thursday, September 18, 9 am-5 pm



This is a one day course in basic abdominal ultrasound for beginners. The morning lecture will start out with an overview of ultrasound and participants will gain an understanding of how to perform a basic ultrasound examination. Recognizing the major abdominal organs will be covered (liver, spleen, gall bladder, kidneys and bladder), as well as identifying abdominal pathologies via ultrasound. During the afternoon lab, participants will scan live animals on a variety of ultrasound equipment to practice performing an abdominal ultrasound exam and identifying the major organs and to develop a more focused abdominal scanning protocol. **7 CEU. Morning lecture only, 3 CEU**

**Laser Therapy: A Changing Paradigm in Veterinary Practice**  
**Ronald Riegel, DVM**  
**Thursday, September 18, 9 am - 4 pm**

This session will cover the science, current literature, and the biochemical mechanisms resulting in the relief of pain, inflammation and accelerated healing. We will also discuss fundamental application techniques, clinical applications in daily practice, utilizing laser therapy in sports medicine as part of a rehabilitation program and how to integrate laser therapy into your practice. Included in this lecture will be hands on demonstrations of techniques and general guidelines for laser safety. **6 CEU.**



Laser  
Liaison



**Ultrasounding Small Parts: The Mysteries Behind the GI Tract, Pancreas & Adrenal Glands**

**Anthony Pease, DVM, MS, DACVR**  
**Friday, September 19, 8 am - 4:30pm**

This session is designed for ultrasonographers with basic skills who ultrasound at least 2 or more animals per month. A brief overview of a complete ultrasound examination will be described followed by a focused discussion on the GI tract, pancreas and adrenal glands. The laboratory will allow 1 on 1 time with skilled sonographers to hone your skills ultrasounding the entire abdomen with special focus on the GI tract, pancreas and adrenal gland. Course is structured with four hours of lecture in the morning and three hours of lab in the afternoon on canines. **7 CEU. Morning lecture only 4 CEU.**



**Cruciate Repair Lab**  
**Matthew Barnhart, DVM, MS, DACVS**  
**Friday, September 27, 8 - 11:30 am or 12:30 - 4:00 pm**

This laboratory will be a complete exercise in the extracapsular repair of rupture of the cranial cruciate ligament in dogs. The lab will cover the lateral approach to the stifle, removal of the cruciate remnants, inspection of the medial meniscus, meniscal release and removal of the caudal horn of the medial meniscus, identification of the proper placement of the suture, application of a lateral suture using a precise crimping system (new PowerX Crimper) and critique of your repair. **4 CEU.**



**Exotics: Reptiles**  
**Douglas R. Mader, MS, DVM, DABVP (C/F, R/A), DECZM (Herpetology)**  
**Friday, September 19, 8:30 am - 4:30 pm**

This full day class will review basic reptilian anatomy as it relates to the physical examination, interpreting radiographs and surgery; discuss the most common bacteria found in reptiles and the best way to diagnose them; discuss the best antimicrobials used to treat bacterial disease in reptiles, the actual drugs, and the most efficient way to administer them to maximize therapeutic success; and find out the most common causes of anorexia and how to manage the challenging condition. **7 CEU.**

# Thursday, September 18

7:30 am - 5 pm	Registration Desk Open	
8 am - 5 pm	Acupuncture for Beginners (Connecticut/Rhode Island - 1st floor)	 <b>Chi Institute</b> of Traditional Chinese Veterinary Medicine
9 am - 5 pm	Basic Abdominal Ultrasound (Vermont - 1st floor)	 <b>UNIVERSAL IMAGING</b> SEE THE DIFFERENCE
9 am - 4 pm	Laser Therapy (Massachusetts - 1st floor)	 <b>COMPANION THERAPY LASERS</b> The Q.I.C.  <b>PEGASUS THERAPY LASERS</b>  <b>Laser Liaison</b>
9 am - 4 pm	Recognition, Treatment & Prevention of Oral Disease (Oxford/Somerset - 2nd floor)	 <b>PATTERSON VETERINARY</b>
9 am - 5 pm	Building Your Success ... By Design (York - 2nd floor)	 <b>Bank of America</b>
11 am	Golf Tournament (11 am registration, tee times start at noon)	
2 - 5:30 pm	Northeast Leadership Meeting (by invitation) (New Hampshire - 1st floor)	
5:30 pm	Old Port Pub Crawl	
6:30 pm	Northeast Leadership Dinner (by invitation)	



- One stop shopping including Abaxis, Boehringer-Ingelheim, Covidien, Elanco, Merck, Merial, Novartis, Purina, VetOne, and Zoetis
- 24/7 ordering on [mwivet.com](http://mwivet.com)
- Home Delivery options for your clients
- Inventory Management Tools at your fingertips


















your business • your success • our goal  
Order Desk: (800) 824-3703 | Online Order: [www.mwivet.com](http://www.mwivet.com)









# Friday, September 19

7 am - 5 pm	Registration Desk Open	
7:30 am - 4 pm	Northeast Leadership Meeting (by invitation)	
8 am - noon	Acupuncture Small Animal Lecture (Cumberland/Kennebec/Lincoln - 2nd floor)	 <b>Chi Institute</b> of Traditional Chinese Veterinary Medicine
8 am - 4 pm	Hospital Design Individual Consultations (must pre-register, see registration desk for location)	
8 - 11:30 am	Cruciate Repair (Group 1) (Massachusetts - 1st floor)	 <b>SECUROS</b> An MWI Specialty Company
8 am - noon	Soft Tissue Ultrasonography Lecture (Vermont - 1st floor)	
8 am - 4:30 pm	Soft Tissue Ultrasonography Lecture & Lab (Vermont - 1st floor)	
8:30 am - 4:30 pm	Exotics (Oxford/Somerset - 2nd Floor)	
Noon - 5:30 pm	Casco Bay Exhibit Hall Open	
Noon - 1:30 pm	Leadership Lunch - (New Hampshire - 1st floor)	 <b>WHOLISTIC</b> PET ORGANICS™  <b>HandicappedPets.com</b> <b>STERLING FOSTER ANIMAL HEALTH</b> An MMILLC Company
12:30 - 4 pm	Cruciate Repair (Group 2) - (Massachusetts - 1st floor)	 <b>SECUROS</b> An MWI Specialty Company
1 - 5 pm	Acupuncture—Small Animal Lab (Cumberland/Kennebec/Lincoln - 2nd floor)	 <b>Chi Institute</b> of Traditional Chinese Veterinary Medicine
4 - 5:30 pm	Vendor Reception—Casco Bay Exhibit Hall	 <b>SHOR-LINE</b>  <b>PUTNEY</b>  <b>vets FIRST CHOICE</b> 
5:30 pm	Buses depart for Harbor Cruise and Dinner on Great Diamond Island	 <b>SCIRx</b> PHARMACY 

# Saturday, September 20

		Session 1 8:00 am-9:30 am	Session 2 10:00am-11:30am	Session 3 1:00pm-2:30pm	Session 4 3:00pm-4:30pm	
 Small Animal NH (1st floor)	<p>Registration Desk Open 7:00am—4:30pm</p> <p>Breakfast—Casco Bay Hall 7:00am-8:00am</p>	 <p><i>Update on Disorders of the Esophagus</i> Todd Tams</p>	 <p><i>Acute &amp; Chronic Vomiting in Dogs &amp; Cats</i> Todd Tams</p>	 <p><i>Updates on Therapy for Vomiting in Dogs &amp; Cats</i> Todd Tams</p>	<p><i>Acute &amp; Chronic Diarrhea in Dogs &amp; Cats</i> Todd Tams</p>	
 Small Animal VT (2nd floor)		 <p><i>Intestinal Anastomosis / 15-minute Gastropexy</i> Howard Seim</p>	 <p><i>Surgical Management Canine Calculi / Canine Urethra</i> Howard Seim</p>	 <p><i>Surgical Repair Diaphragmatic Hernia / Brachycephalic Syndrome</i> Howard Seim</p>	 <p><i>4-Ligature Splenectomy / Anal Sacculectomy</i> Howard Seim</p>	
Exotics MA (1st floor)			<p><i>Fluid &amp; Analgesia Therapy in Reptiles</i> Douglas Mader</p>	<p><i>Clinical Pathology in Reptiles</i> Douglas Mader</p>	 <p><i>Practical Anesthesia &amp; Analgesia in Small Mammals</i> Douglas Mader</p>	<p><i>Exotics: Knowing the Normal</i> Douglas Mader</p>
Equine C/K/L (2nd floor)			<p><i>Acupuncture to Treat Lameness</i> Cindy Wallis</p>	<p><i>Acupuncture to Treat Reproductive Disorders</i> Reed Holyoak</p>	<p><i>Regenerative Therapies—Which Ones?</i> James Orsini</p>	<p><i>The Clinician's Therapeutic Toolbox</i> James Orsini</p>
 Practice Management O/S (2nd floor)			<p><i>Crystal Clear Communication in 5 Easy Steps</i> Shawn McVey</p>	<p><i>Emotional Intelligence: Taking Your Leadership Up a Notch</i> Shawn McVey</p>	<p><i>Teams That Play Together Stay Together</i> Shawn McVey</p>	<p><i>Calm, Cool and Collected: Dealing With Conflict Like a Pro</i> Shawn McVey</p>
 Technician CT/RI (1st floor)			<p><i>Endocrine Diseases: A Case Based Approach</i> Angela Randels</p>	<p><i>Endocrine Diseases (cont.)</i> Angela Randels</p>	<p><i>Endocrine Diseases (cont.)</i> Angela Randels</p>	<p><i>Endocrine Disease (cont.)</i> Angela Randels</p>
Lunch	11:45 am-12:45 pm CVM Fellowship Luncheon					
Sessions	11:45 am-12:45 pm How Pet Insurance Impacts the Human Animal Bond					
Evening Events	5-6:30pm Reception for Technicians w/Shawn McVey 5-6pm Downeast Duck Tours 5-7pm Old Port Pub Crawl					

# Sunday, September 21

		Session 1 8:00 am-9:30 am	Session 2 10:00am-11:30am	Session 3 12:30pm-2:00pm	Session 4 2:15pm-3:45pm
<b>Small Animal</b> NH (1st floor)	Registration Desk Open 7:30am—2:30pm  Breakfast—Casco Bay Hall 7:30am - 8:00am  Break—Casco Bay Hall  Lunch & Annual Meeting—Casco Bay Hall	 <b>Inflammatory Bowel Disease in Dogs &amp; Cats</b> Todd Tams	<b>Small Bowel Intestinal Lymphoma in Cats</b> <b>Large Intestinal Diseases in Dogs</b> Todd Tams	<b>Parvoviral Enteritis, Probiotics, Constipation/Obstipation in Cats</b> Todd Tams	<b>Early Disease Detection in Clinical Practice</b> Todd Tams
 <b>Small Animal</b> VT (1st floor)		<b>Abdominal Exploratory / Wound Management Secrets</b> Howard Seim	 <b>Canine Linear Foreign Body / Wound Management Secrets</b> Howard Seim	 <b>Oronasal Fistula Repair / Surgical Management of Salivary Mucocele</b> Howard Seim	<b>Surgical Management of Uroabdomen</b> Howard Seim
<b>Equine</b> MA (1st floor)		<b>From Cartilate to Bone: The Equine Pediatric Patient</b> James Orsini	<b>Sharpen Your Orthopedic Diagnostic Skills</b> James Orsini	 <b>Understanding the Complexities of Equine Laminitis</b> James Orsini	<b>Evidence-based Medicine to Manage Equine Laminitis</b> James Orsini
 <b>Practice Management</b> O/S 2nd floor)		<b>From Start-Up to Senior: Managing the Stages of Business Growth</b> Shawn McVey	<b>Take the Test: Are You the T in Toxic?</b> Shawn McVey	<b>The New Manager's Guide to Implementing Change</b> Shawn McVey	<b>Own It, Work It, Live It: From Manager to Leader</b> Shawn McVey
 <b>Technician</b> CT/RI (1st floor)		<b>Introduction to Acid Base</b> Angela Randels	<b>Practical Application of Acid Base &amp; Blood Gas Analysis</b> Angela Randels	<b>Electrolytes Made Easy: Potassium, Magnesium &amp; Calcium</b> Angela Randels	<b>Sodium &amp; Chloride / Does Your Resuscitation Plan Need CPR?</b> Angela Randels
<b>Practice Wellness</b> C/K/L (2nd floor)			<b>Three Steps to Work Satisfaction</b> Susan Cohen	<b>Tips to Revive Yourself &amp; Your Practice</b> Susan Cohen	
<b>Breakfast Session</b> York 2nd floor		7-8am Sunrise with Simmons - Your Veterinary Practice: Using a Planned Exit Strategy			



# Saturday & Sunday Lectures

Saturday and Sunday lectures are listed by alpha by speaker last name, by day.

Each full day of lectures is worth 7 CEU and you can choose to sit in on lectures from different speakers within the day (i.e. morning practice management sessions and afternoon equine sessions.)

## Exotics: Reptiles and Small Mammals

Douglas R. Mader, MS, DVM, DABVP (C/F, R/A), DECZM (Herpetology)

Saturday, September 20

**Fluid and Analgesia therapy in Reptiles:** There has been a lot of controversy regarding which fluid and which analgesics are best for herp patients. This lecture will break down the facts to a practical level and present your best clinical options for helping your patients.

**Clinical Pathology in Reptiles – What do these values mean?** The reptilian hemogram and chemistry panel are in a different world when compared to mammalian laboratory values. This lecture will help you better understand which tests are important and what the results really mean.

**Practical Anesthesia and Analgesia in Small Mammals:** Even dog and cat practitioners will be asked to anesthetize the occasional rabbit, ferret or other unusual pet. This session will present easy, practical techniques that any competent small animal veterinarian can utilize with confidence when faced with the non dog/cat patient.

**Exotics – Knowing the normal:** This last session of the exotics series is designed to be a fun re-cap. It is a series of Q & A using common questions and mini-cases to review many of the most common questions and clinical presentations in an exotic practice. While intended to be fun it will also be educational!

## Partners in innovation



Striving to fill the unmet needs in the veterinary industry, Elanco Companion Animal Health offers some of the latest in product innovations to support the vital role of veterinarians. Elanco's best-in-class products enable veterinarians to help pets live longer, healthier, higher-quality lives by providing solutions to the challenges you face on a daily basis.

To learn more about Elanco's support of the veterinary profession, visit us at [elancovet.com](http://elancovet.com) or call 1 (888) 545-5973.



**Elanco**

**Practice Management**  
**Shawn G. McVey, MS, MSW**  
**Saturday, September 20**

**Crystal Clear Communication in 5 Easy Steps:** Does the thought of confrontation at work make you run scared? Learn the value of confronting problems as part of a five-step communication process that applies to every situation. Understand where your skill level is as a communicator and take home specific language to use in your very next interaction.

**Emotional Intelligence: Taking Your Leadership Up a Notch:** Ever witness the devastation that you, the boss, leave in your path when you're in a bad mood? Great leaders are emotionally aware, of self and of others. In this session, you will learn how to positively influence the group's emotions, differentiate between common leadership styles, and apply them at the right time. You will also chart your own path to becoming an emotionally intelligent leader. Don't be that person who leads the team right down the drain!

**Teams that Play Together Stay Together:** Does your team sometimes seem more like a group than a team? Use our techniques, tips, and tricks to build trust and create a team that works well together. Learn how to foster increased communication, avoid common communication barriers, and build a strong team with clearly defined roles.

**Calm, Cool, and Collected: Dealing with Conflict Like a Pro:** Conflict is inevitable, but stressing out about it is not. After this session, you'll understand why it's crucial to be conflict-competent and how to build the skills you need to stay calm, cool, and collected during tough conversations.

**Equine Regenerative Therapies & Advances in Emergency Care**  
**James A. Orsini, DVM, DACVS**  
**Saturday, September 20; 1-4:30 pm**

**Regenerative Therapies – Which One(s)?:** Regenerative therapies/medicines role is to facilitate restoration regeneration—i.e. reestablishment of normal structure and function—of a tissue or organ not mere repair. One of the most common tissues where this therapy is used is for the superficial digital flexor tendon seen in performance horses. Tendon heals/repairs with less strength and elasticity after overload injury than before injury leaving the healed tendon vulnerable to re-injury when the horse returns to athletic training and competition. Regenerative medicine's goal is to restore normal tensile strength and elasticity to the healing/healed tendon, and reduce the chances for new injury.

**The Clinicians Therapeutic Toolbox:** Emergency medical and surgical problems are a fact of life in equine practice. Recent advances in equine emergency care for adults and foals has allowed the clinician to better manage problems of hypovolemia, peripartum bleeding, systemic inflammatory response syndrome (SIRS), septicemia, laminitis and techniques to maximize the benefits of these drugs.

**Endocrine Disorders for Technicians**  
**Angela Randels, CVT, VTS (ECC, SAIM)**  
**Saturday, September 20**

This session is a case-based approach to examining a variety of endocrine diseases. Normal anatomy and pathophysiology as well as dysfunction of these glands will be discussed. Emphasis on recognition of complications and clinical signs as well as nursing care involved in treating these disorders. We will examine the endocrine pancreas- discussing diabetes mellitus, diabetic ketoacidosis, and other diabetic complications including Somogyi and hyperglycemic, hyperosmolar syndromes (HHS). We will discuss the thyroid gland and its effects of dysfunction, both hyper and hypothyroidism will be examined as well as various treatment options. Lastly we will take a look at the function of the adrenal glands, effects of their dysfunction, nursing care, diagnostic tests, and treatment.

**Practical Soft Tissue Surgical Techniques Part I**  
**Howard B. Seim III, DVM, DACVS**  
**Saturday, September 20**

**Intestinal Anastomosis – Tips to Make it Easier:** When performing an intestinal resection and anastomosis by yourself (i.e., no assistant to help!) there are several ways that may make life easier for you. I will suggest a number of alternative techniques that you can consider incorporating into your current technique to make this common procedure easier and safer. Video of clinical cases will be used to illustrate these techniques. (60 min)

**The 15-minute Gastropexy:** This seminar will focus primarily on the surgical management of GDV patients. Video of client cases during presentation and intraoperative decision making will be presented. A detailed review of the incisional gastropexy technique will be included. Extensive use of video will give participants a real life experience. (30 min)

**Surgical Management of Canine Cystic and Urethral Calculi:** A 'never fail' technique for retropulsion of calculi lodged in the urethra of male dogs will be presented. Surgical management of cystic calculi will be discussed and a new protocol that will eliminate the possibility of leaving a stone behind after performing a cystotomy to retrieve multiple cystic calculi will be described. In addition, urethrotomy and urethrostomy will be discussed. Videotape of clinical cases will be used to illustrate all techniques. (60 min)

**Surgery of the Canine Urethra:** Occasionally calculi completely obstruct the urethra and cannot be retropulsed into the bladder. A urethrotomy or urethrostomy procedure may be necessary. This session will illustrate removal of urethral calculi from male dogs via retropulsion and urethrotomy. Permanent urethrostomy will also be illustrated. Video of clinical cases will be used to illustrate all surgical techniques. (30 min)

**Surgical Repair of Diaphragmatic Hernia:** This session will discuss the three most common types of diaphragmatic hernia; acute traumatic, chronic traumatic, and peritoneopericardial. Video of clinical cases will be used to illustrate techniques used to surgically repair each type of hernia. Management of chronic atelectatic lung lobes and the incidence of re-expansion pulmonary edema will be discussed. (45 min)

**Surgical Management of Brachycephalic Syndrome:** This session will discuss the management of upper airway obstruction in brachycephalic breeds. Emphasis will be placed on nasoplasty technique, soft palate resection, and removal of everted laryngeal sacculles. Videotape will be used to illustrate surgical techniques. (45 min)

**The 4-ligature Splenectomy:** Years ago the anatomist suggested that in order to safely remove the spleen the left gastropiploic artery and vein must be preserved or the gastric blood supply would be put at risk. We now know this is not true. I will suggest a way to use this new anatomic information to safely remove the spleen in a non-GDV patient with 3 (maybe 4) ligations. (45 min)

**Anal Sacculectomy: A Novel Approach:** Anal sacculectomy is frequently performed in veterinary practice. It can be tricky to get all of the anal sac epithelium and preserve the external anal sphincter muscle and caudal rectal nerve. A 'new' technique has been developed allowing the surgeon full control of the anatomy and preservation of vital structures during anal sac resection. This technique facilitates complete removal of the anal sac while encouraging protection of caudal rectal nerve fibers and external anal sphincter muscle. Video tape showing this technique in a clinical case will illustrate its potential usefulness in practice. (45 min)



UNIVERSAL IMAGING  
SEE THE DIFFERENCE™

New England Veterinary  
Conference attendees:

**Visit Booth 23**

for your chance  
to win a Continued  
Education course!

Valued at \$1,500

## Better Diagnostic Images Result in HEALTHIER PATIENTS



### ULTRASOUND

- Premium portable & console systems
- 15 MHz high-resolution
- Up to 40 cm depth imaging
- One-button image optimization
- Complete Cardiac/Abdominal Imaging
- Solutions and training for all applications
- Extended Warranty Options



Powered by Canon\*

### DIGITAL RADIOGRAPHY

- Complete range of DR technologies: Sedecal CCD, Fujifilm & Digital Flat Panel powered by Canon®
- Exposure sensing technology can use any x-ray generator without the need for syncing to the generator
- Partnered with leading manufacturers
- Full DICOM® connectivity for Cloud & PACS



### CLOUD SOLUTIONS

- Intuitive, powerful and uniquely designed solutions for the veterinary practice
- Cloud-based storage & access anytime, anywhere
- Instant remote access to your clinical data on any mobile device
- Share data instantly across your practice
- Full off-site emergency data recovery



## Vomiting and Diarrhea in Dogs and Cats

Todd Tams, DVM, DACVIM

Saturday, September 20

**Update on Disorders of the Esophagus:** Esophageal disorders occur more commonly than recognized in clinical practice. This session will provide an update on the important esophageal disorders encountered in clinical practice, including megaesophagus, esophagitis, and esophageal foreign bodies. Esophagitis is underdiagnosed and clinical awareness will be emphasized. Diagnostic strategy to determine the cause of megaesophagus and the latest on successful feeding strategies for dogs with megaesophagus will be presented.

**Acute and Chronic Vomiting in Dogs and Cats, So Many Causes - Diagnostic Approach:** This session will provide a review of diagnostic strategy, importance of obtaining a thorough and accurate history, and best tests and when they should be performed. Many case examples will be highlighted. Discussion will include radiological diagnosis of foreign body obstruction, diagnostic strategy for gastric hypomotility (an underdiagnosed syndrome in dogs), leptospirosis (GI signs are common), when ultrasound and endoscopy are most indicated in evaluation of patients with vomiting and how to handle when clients can't afford to do both, and recommended approach in dogs and cats with only occasional vomiting (when is a work-up indicated and which tests?).

**Updates on Therapy for Vomiting in Dogs and Cats:** Update on general antiemetic therapy with an emphasis on maropitant (Cerenia), dietary therapy, management of acute pancreatitis in dogs ("it's all different now"), gastric hypomotility, and removal of foreign bodies (endoscopy or surgery?).

**Acute and Chronic Diarrhea in Dogs and Cats:** This session will include an emphasis on the diagnostic approach for dogs and cats with acute and chronic diarrhea. Diagnosis and management of Giardia, cryptosporidiosis (it is underdiagnosed), Clostridium perfringens enterotoxigenesis, Tritrichomonas foetus, and exocrine pancreatic insufficiency will be highlighted and case examples will be used to emphasize key points.

## Practice Wellness: What To Do When Practice Isn't Fun

Susan P. Cohen, DSW

Sunday, September 21, 10 am-2 pm

**3 Steps to Work Satisfaction** (A Short Exercise to Focus Your Career)

**How to Make Sensitive Client Interactions Easier:** Reading Non-Verbal Communication (identifying emotion in pictures); The Angry Client (What to say to help this go smoothly) a. Money b. Sudden loss c. Mistakes; What do clients really think when they are not with you? (video)

**Tips to Revive Yourself & Your Practice:** DVM, Staff, Animal Welfare Stress; Compassion Fatigue: What is it, what can I do about it? (discussion + fun exercises); Your Colleague in Trouble: Substance use, suicide.

**Practice Fatigue--Long Term Solutions:** Make it fun again, Involve others, Use what you already have to make money, practice better medicine, Social media—friend or foe?

## Practice Management

Shawn G. McVey, MS, MSW

Sunday, September 21

**From Start-up to Senior: Managing the Stages of Business Growth:** Every small business goes through predictable stages of growth. Learn what those stages are and how to successfully manage to the next one. Once the business has matured, you've got to move into managing the culture. Learn just how to do that, and how to overcome barriers you might face.

**Take the Test: Are You the T in Toxic?:** Do you have a toxic work environment that's stressful and disempowering? Learn what the signs are, how you may be contributing to toxicity, and how to implement realistic changes to detoxify your work. You'll leave this session with several important strategies for preserving your health and sanity long term.

**The New Manager's Guide to Implementing Change:** If you've tried to implement change in your practice, you know that there are multiple roadblocks to success. Learn what they are, why they exist, and how to overcome them. You'll leave with several specific techniques and tools for successfully managing resistance to change.

**Own It, Work It, Live It: From Manager to Leader:** Are you prepared to take the step from manager to leader? Learn how to define your daily tasks as leadership or management, recognize what success in both management and leadership looks like, and understand the leadership drivers you'll need in order to successfully fulfill your role as an administrator.

## Equine Orthopedic Problems & Understanding Laminitis

James A. Orsini, DVM, DACVS

Sunday, September 21

**From Cartilage to Bone – the Equine Pediatric Patient:** The pediatric orthopedic equine patient is often underappreciated in what the clinician can do to positively influence the young horse's athletic future. Musculoskeletal growth occurs very rapidly in the first few months of life, so the earlier we recognize a problem and take corrective measures, the better the functional and cosmetic outcome will be. Orthopedic problems are more common in those foals with compromised intrauterine development i.e. particularly twins, premature foals, and dysmature (small for gestational age) foals. They are at increased risk for incomplete ossification of the cuboidal bones of the carpus and/or tarsus, flexor tendon laxity, and congenital angular limb deformities. Additionally, systemic compromise is often present, placing these foals at increased risk for septicemia, septic arthritis, and osteomyelitis. Over nutrition leads to large size, and rapid growth: osteochondrosis, phytitis, tendon rupture, flexure deformities, and postnatal angular limb deformities. Prevention and early treatment of these conditions involves owner education and early recognition by the clinician.

**Sharpen Your Diagnostic Skills – Dissecting the Orthopedic Case:** The diagnosis and treatment of an orthopedic problem in the adult horse is a big topic; lameness is a very common reason for an owner or trainer to seek medical care with an overabundance of specific disorders causing lameness or gait abnormalities. This presentation focuses on the peracute and the acute problems that are potentially career-limiting, and discuss the management of the adult orthopedic injury with case studies as examples.

**Building Blocks in Understanding the Complexities of Equine Laminitis:** As we currently understand it, the etiology of laminitis can be broadly grouped into four categories: Systemic Inflammatory Response Syndrome (SIRS)—i.e. acute carbohydrate overload, exposure to black walnut heartwood, and multiple causes of endotoxemia - strangulating intestinal obstructions, enterocolitis, pleuropneumonia, and retained placenta; Endocrinopathy (hyperinsulinemia [HI] + hypercortisolemia)—specifically equine metabolic syndrome (EMS) and equine Cushing's disease (ECD or pituitary pars intermedia dysfunction [PPID]); +/- corticosteroid administration; Supporting limb laminitis (SLL)—unique to adult horses with unilateral, nonweight-bearing lameness of at least 2 weeks' duration; Repeated trauma/concussion ("road founder")—this 'old' term is supported by recent feral horse studies, in which long-distance travel over hard or abrasive terrain caused excessive hoof wear and lamellar changes characteristic of chronic laminitis.

**Evidence-based Medicine to Manage Equine Laminitis:** Of the treatments for laminitis currently under investigation, two are both "hot" and "cool" - digital hypothermia (cryotherapy) and stem cell therapy. Few anti-inflammatory therapies are as effective at preventing laminitis as simply cooling the foot. When cryotherapy is begun during the developmental (pre-clinical) phase of laminitis, it blocks multiple inflammatory pathways and can prevent the development of laminitis. The goal is to cool the foot to a hoof wall surface temperature of 10° C (50° F) or less, and sustain this temperature for as long as the horse is at risk, typically 48 to 72 hours. The various methods to effectively cool the foot will be discussed. Stem cell Therapy - allogenic stem cell therapy derived from equine umbilical cord blood, can improve the success rate in laminitis cases. Autologous stem cells from a bone marrow aspirate are also being used. It is too soon to state categorically that these regenerative therapies significantly improve the long-term outcome. We believe they do but there are likely cases in which the damage is so severe, even for stem cell therapy to be effective.

## Electrolytes & Acid Base for Technicians

Angela Randels, CVT, VTS (ECC, SAIM)

Sunday, September 21

**Acid-Base Fundamentals:** The basics of determining acid-base status of a patient and components involved will be discussed. Practical application to apply the attendee's new understanding to real world laboratory values will be involved. This will be a beginner level lecture.

**Acid-Base- Take two!:** After mastering the basics of acid-base, how do you dig deeper and figure out the more confusing of acid-base values and cases? Investigation into mixed disorders and compensation in understanding acid-base status of our patients will be discussed. This lecture will be at an intermediate level.

**Blood Gas Analysis:** Considering blood gases requires an advanced understanding of acid-base results. What information can you gain from a blood gas and how can you apply it in practice? Come and find out!

**Electrolytes Made Easy:** Potassium, Magnesium, and Phosphorus- oh my! What do to about multiple electrolyte derangements? This lecture will break down fluid shifting and effects of changes in electrolyte status on our patients, what to watch for and how to treat them.

**Sodium & Chloride- It's not all about Potassium!:** Take a in-depth look at the functions and effects of sodium and chloride on the body.

**Does Your Resuscitation Plan Need CPR?:** From development, training and presenting options to your clients, developing resuscitation plans for our patients can be a daunting task. This session will go into form development, plan options, and how to train and prepare your teams for CPR.

## Practical Soft Tissue Surgical Techniques Part II

Howard B. Seim III, DVM, DACVS

Sunday, September 21

**Abdominal Exploratory: Biopsy, Biopsy, Biopsy:** This seminar will include the author's approach to a variety of biopsy techniques of visceral organs. Discussion will include biopsy techniques used to acquire diagnostic samples of small intestine, liver, and pancreas. Novel ideas of abdominal closure technique will also be discussed. Video will be used to illustrate surgical techniques.

**Wound Management Secrets – Tie Over Bandage:** Think of the most difficult location to bandage a wound.....this seminar will suggest a method of how you can 'bandage that wound'! Videotape of this selected 'secret' to facilitate wound management will be discussed.

**A Case of Linear Foreign Body – Surgical Management:** A dog with a linear foreign body will be presented to describe basic principles of GI surgery including suture materials, suture patterns, suture needles, antibiotics, lavage solutions, postoperative feeding as well as the author's preferred technique for enterotomy. Video will be used to clearly illustrate operative techniques used.

**Wound Management Secrets – Stretching Skin:** Can you force a wound to continue to contract?.....Oh yes you can! Videotape of this selected 'secret' to facilitate wound management will be discussed.

**Oronasal Fistula Repair:** Occasionally you will encounter chronic oronasal fistula's secondary to maxillary canine tooth extractions or severe periodontitis resulting in tooth and maxillary bone loss. Closure can be difficult particularly if the defect is large. This presentation provides two techniques that can be considered for closing these large defects. Video of a clinical case with bilateral oronasal fistulas will be used to illustrate these techniques.

**Surgical Management of Salivary Mucocele:** Rupture of the mandibular and sublingual salivary duct occasionally occurs in the dog resulting in salivary mucocele and ranula. Treatment is surgical resection of the offending salivary glands and excision or marsupialization of the ranula. This session will discuss salivary gland and ranula resection using videotape of clinical case material to enhance participant understanding of surgical technique.

**Surgical Management of Uroabdomen:** Occasionally patients sustaining blunt abdominal trauma are diagnosed with uroabdomen secondary to ruptured bladder. Once these patients have been stabilized an exploratory laparotomy is performed to repair the ruptured bladder. This seminar will focus on the intraoperative decision making in patients that have sustained a ruptured bladder. Video of a variety of cases presented to our trauma unit will be used to illustrate surgical methods.

## Bowel Disorders in Dogs and Cats

Todd Tams, DVM, DACVIM

Sunday, September 21

**Inflammatory Bowel Disease in Dogs and Cats - Update on Diagnosis and Therapy:** Answers to many questions, including "When is it really IBD?" Biopsy is very important for confirmation and selection of best therapies for each individual patient. Update on management with an emphasis on more challenging cases.

**Small Bowel Intestinal Lymphoma in Cats and Large Intestinal Diseases in Dogs and Cats:** Many cats with intestinal lymphoma can be managed for an appreciable period of time. Cats with intestinal lymphoma are not dogs with intestinal lymphoma. Small cell lymphoma in cats is seen far more commonly than lymphoblastic lymphoma which is associated with a shorter survival time. Accurate diagnosis is essential (IBD vs lymphoma, which is it and how best to determine?). Acute and Chronic colitis will also be discussed.

**Management of Parvoviral Enteritis Patients (Including Outpatient Therapy), Update on Probiotics, and Best Management Strategies for Constipation/Obstipation in Cats:** Three key topic areas will be addressed in this 90 minute session. An overview of key therapies for parvoviral enteritis will be presented, with highlights on both managing severely ill patients in the hospital as well as how to manage parvo patients on an outpatient basis when the client's finances won't allow hospitalization. Indications and contraindications for probiotics will be discussed. Colectomy is rarely indicated for cats with megacolon, since medical and dietary management is so effective.

**Early Disease Detection/Wellness Testing Programs in Clinical Practice:** One of the most important programs any small animal practice can offer is focused on routine evaluation of patients on an annual basis for early detection of important medical problems. This is similar to recommendations in the human healthcare field today. It's all about promoting a longer and healthier life for each patient. The earlier we diagnose medical problems, the better. This seminar focuses on rationale for testing (Is there proof that we will find problems by testing apparently well pets, what comprises test packages for younger and older patients, what are best marketing strategies, etc.). The seminar also highlights the value of using screening thoracic and abdominal radiographs for a more thorough evaluation of dogs and cats 7 years of age and older. What tests are most important in older dogs and cats?



# Thank you to Our Sponsors!

## **Gold Sponsors:**

Covidien  
Elanco Animal Health  
Idexx Laboratories  
IVG  
Royal Canin USA  
SECUROS  
Sound Eklin  
Trupanion  
Universal Imaging

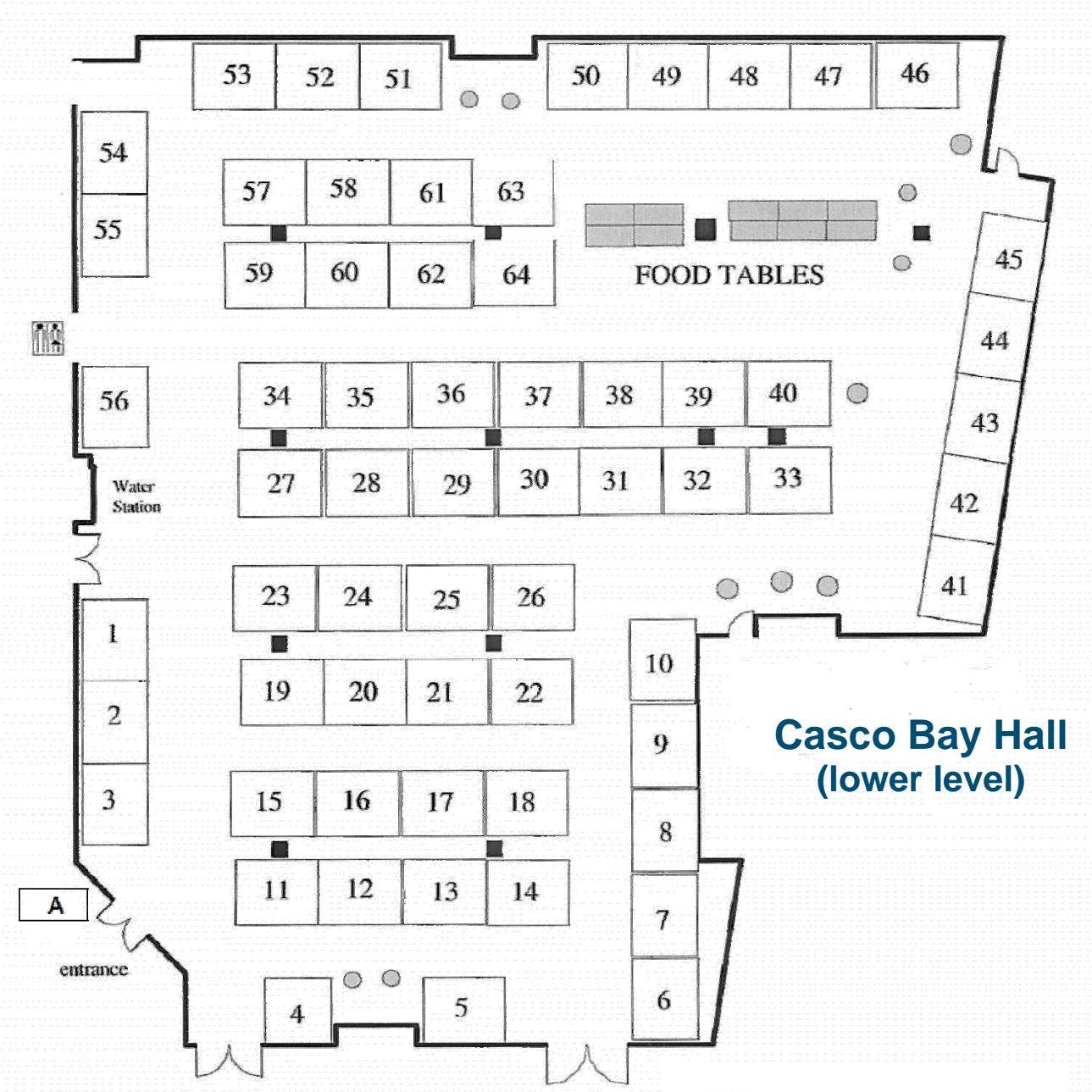
## **Silver Sponsors:**

Bank of America Practice Solutions  
Bayer Animal Health  
Zoetis

## **Bronze Sponsors:**

AKC Reunite  
Angel View Pet Cemetery & Crematory  
Angell Animal Medical Center  
Best Pet Rx  
Blue Buffalo Co.  
Ceva Animal Health  
Chi Institute of Chinese Medicine  
HandicappedPets.com  
Maine Veterinary Referral Center  
Merial Lmtd.  
Midwest Veterinary Supply  
NEVSCO  
Patterson Veterinary Supply  
Pet Health Pharmacy  
Portland Veterinary Specialists  
Putney  
Schiring Radiographic Imaging  
SciRx Pharmacy  
Shor-Line  
Simmons Northeast  
Sterling Foster Animal Health  
StringSoft, Inc.  
VetNetwork  
Vets First Choice  
Wholistic Pet Organics

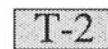
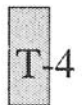
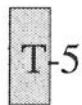
# Exhibit Hall



## Exhibit Hours

Friday 12 noon - 5:30pm

Saturday 7:00am-4:00pm



## Lobby Exhibits

# 2014 NEVC Exhibitors

**Collect 55 stamps from 70 of the exhibitors and receive a \$25 gift certificate towards next year's conference and be entered to win a \$100 Visa Gift card or free registration to next year's conference. See your registration folder for the vendor visitation stamp sheet.**

52	Abaxis	29	Merck Animal Health
36	AKC Reunite	54	Merial Ltd.
5	Angel View Pet Cemetery & Crematory	16	Midwest Veterinary Supply
39	Angell Animal Medical Center	35	MSA Architects
60	Antech Diagnostics	40	MWI/SECUROS
18	Associated X-Ray Imaging	51	NEVSCO
55	Bank of America	8	New Hampshire Veterinary Specialists
15	Bayer Animal Health	21	Novartis Animal Health
49	Best Pet Rx	63	Nutramax Laboratories
19	Blue Buffalo Co.	10	Patterson Veterinary Supply
58	Boehringer Ingelheim Vetmedica	42	Pet Health Pharmacy
24	Canine Company	53	Portland Veterinary Specialists
6	CareCredit	T-3	PS Broker
47	Ceva Animal Health	31	Purina PetCare
27	Chi Institute	32	Putney
A	Christian Veterinary Mission	T-4	Roadrunner Pharmacy
9	Clark Insurance	34	Royal Canin USA
11	Companion Therapy Laser	25	Rx Vitamins
38	Covidien	46	Schiring Radiographic Imaging
37	Dechra Veterinary Products	62	SciRx Pharmacy
33	Eagle Eye Anesthesia	44	Shor-Line
43	Elanco Animal Health	57	Simmons Northeast
T-2	Ezee~Visit Pet Vet Mat	59	Sound Eclin
17	Final Gift Pet Cremation Services	14	Sterling Foster Animal Health
T-5	Forget-Me-Not Pet Crematory Services	20	Stringsoft
1	HandicappedPets.com	30	SurgiVet/Smiths Medical
41	Henry Schein Animal Health	64	Trupanion
28	Heska Corporation	23	Universal Imaging, Inc.
50	Hill's Pet Nutrition	7	VetCor
61	Hopkinton Drug	56	VetNetwork
3	Idexx Laboratories	26	Vets First Choice
4	IVG	T-1	VSTONE (Veterinary Scholarship Trust of New England)
12	Jorgensen Laboratories	22	Wholistic Pet Organics
48	Maine Veterinary Referral Center	2	Wingate's Pharmacy, Inc.
13	McGaunn Schwadron	45	Zoetis



# Conference Information

- Dates:** Thursday, September 18 - Sunday, September 21, 2014
- Parking is included **for overnight guests** of the Holiday Inn. Please use your room key to enter and exit the parking garage below the hotel.
- For other attendees not staying at the Holiday Inn**, there is complimentary parking in the garage next to the hotel on a first come, first served basis. You will need to get a parking ticket at registration to exit the garage.
- Parking:** **Do not park under the hotel if you are not an overnight guest of the hotel. They will charge you \$25 to exit the parking facility.**
- If the hotel parking is full, there is a city parking garage less than one block from the hotel, as well as several other garages within walking distance.
- Meals:** Continental breakfast, lunch and AM/PM breaks each day for attendees registered for classes on that day.
- C.E. Credits:** 7 credit hours per day Saturday and Sunday. Credits vary on Thursday & Friday depending on the session/lab.  
Your CE certificate is included in your folder.
- Exhibit Hall:** The Exhibit Hall is open Friday, September 19 from 12 noon—5:30 pm and Saturday, September 20 from 7 am-3:30 pm.
- Family/Guests:** Guests must be registered and have a name tag to be included in meals and to visit the exhibit hall. The \$30 guest fee covers breakfast and lunch at the hotel on Saturday and Sunday and entry to the exhibit hall.  
Guests may not attend educational sessions.
- Proceedings:** Proceedings on USB thumb drive are included with registration. A limited number of printed proceedings are available for \$60.
- Annual Meeting:** 11:30 am on Sunday, Sept. 21 in the Casco Bay Hall
- Questions:** Please visit the registration desk in the Foyer.



**Save the Date**  
**New England Veterinary Conference**  
**September 24-27, 2015**  
**Holiday Inn by the Bay**  
**Portland, Maine**