

New England Veterinary Conference

September 26-29, 2013

Portland, Maine



New England Veterinary Medical Association

2013 Board Members

President: Anne J. Schwartz, DVM, DACVS is the founder of Tri-State Equine Surgical Specialists in Providence, Rhode Island. Dr. Schwartz is a member of the American College of Veterinary Surgeons. After working in referral hospitals for years, she has taken “ivory tower medicine” on the road and performs field surgeries as well as referral medicine and surgery in Rhode Island, Connecticut and Massachusetts. Dr. Schwartz enjoys time with her family, playing with her two dogs, running and paddle boarding.

President-Elect: David J. Schwarz, DVM is a partner at the Ashland Animal Hospital, a small animal practice in Ashland, Massachusetts. He is the 2009 President of the Massachusetts VMA and is active with the Animal Response Team. A 1976 graduate of Cornell, he has three adult children. Dr. Schwarz and his wife Anne Lindsay share their home with 6 dogs and 3 cats!

Treasurer: Margaret Shively, DVM is a small animal practitioner and the owner of Kennebunk Veterinary Hospital in Kennebunk, Maine, where she resides with her husband, teenage daughter and various cats and dogs. She is a graduate of Cummings School of Veterinary Medicine at Tufts University. She and her husband spend several weeks each summer doing a mobile practice to the Maine Islands using their lobster boat. Dr. Shively also serves on the Board of Trustees of the Veterinary Scholarship Trust of New England (VSTONE).

First Vice President: Robert Belden, DVM is a 1993 graduate of Ross University and has owned New Milford Animal Hospital in Connecticut since 1997; one of his ancestors in fact arrived in New Milford in 1734. Dr. Belden, his wife, and their daughter live in Woodbury when they are not attending family events related to their 27 nieces and nephews. Dr. Belden is a Past President of the Connecticut Veterinary Medical Association.

Second Vice President: Richard W. Armstrong, DVM is a partner at Hinesburg Veterinary Associates, a 2-hospital small animal practice in northwestern Vermont. He received his DVM from the University of Georgia, graduating in 1995. Dr. Armstrong and his wife Kristin, also a veterinarian, live in Hinesburg, Vermont with a multitude of dogs and cats. He enjoys playing drums in a band and cheering on the Georgia Bulldog football team when he's not practicing veterinary medicine.

Third Vice President: David Stowe, DVM received his DVM at Tufts after his undergraduate years at the University of Maine. An Air Force veteran, he is the former owner of the Laconia Animal Hospital and Lakes Region Veterinary Hospital and the current owner of Stowe Mobile Veterinary Services. The Immediate Past President of the New Hampshire Veterinary Medical Association, he is also an active rower.

Immediate Past President: D. Michael Davis, DVM received both his undergraduate and his veterinary degree from Colorado State, and has an MS degree from Louisiana State. He taught for a year at the University of Montreal before joining the Rochester NH Equine Clinic in 1992. He then founded the New England Equine Medical and Surgical Center, which he co-owns, in Dover. Dr. Davis' spouse, Christine, is also a veterinarian; they have two children, Daniel and Katy.

Executive Director: William Bell is a professional association manager. A graduate of Yale University, he is also the executive director of the Maine Veterinary Medical Association.

Welcome to the New England Veterinary Conference!

Welcome to our 79th Annual New England Veterinary Conference!

As I write this welcome, with registration numbers exceeding last year's pace, we are again heartened by how many veterinarians, technicians, and practice managers are making their way to Portland. Last year's attendance was the highest total ever.

In response to demand, this year we added a full day –on Thursday—of wet labs and lectures. The only constraint on the continued growth of this meeting seems to be the number of meeting rooms at the Holiday Inn. Portland continues to grow as a popular small-city destination, and hotel rooms are growing apace. For our Conference in 2014, we have added available lodging at the Westin Hotel, which is a short walk away and currently being completely renovated.

We are especially gratified to have Dr. Temple Grandin heading the list of speakers available to you. We thank our former Conference president Millie Armstrong for having initiated discussions with Dr. Grandin two years ago.

As you may be aware, our Conference is pleased to contribute almost all of our net financial gains to the Veterinary Scholarship Trust of New England (VSTONE) and the non-profit foundations of each of the New England Veterinary Medical Associations.

Anne J. Schwartz, DVM, DACVS
President, New England Veterinary Medical Association



Activities & Events

New England Veterinary Leadership Meeting & Luncheon Friday, September 27, 7:30am-4:00pm

By invitation, the leaders of New England's state veterinary medical associations will gather to discuss common concerns, including veterinary compounding issues. Also meeting on Friday will be AVMA's District I Delegates and Alternates, as well as New England's Regulatory Veterinarians.

Benefit Golf Tournament at Dunegrass Golf Club, Old Orchard Beach Friday, September 27, 8:00 am registration, 9:00 am tee time



This year's Tournament will again be at Dunegrass, 20 minutes south of Portland, a challenging (Slope:130) but fair course. Net proceeds go to the Veterinary Scholarship Trust of New England (VSTONE), which provides scholarship funds to veterinary students from throughout New England. Prizes for both individual winners and for teams of four, with both low gross/low net and "scramble" formats. Additional prizes for longest drive (men and women) and closest to the pin and there will be a putting contest.

Harbor Cruise & Dinner on Peaks Island Friday, September 27, 4:30pm

We are dining off-shore this year at the lovely Inn on Peaks Island with, as a special treat, a few words after dinner from Dr. Temple Grandin. We will depart the Maine State Pier on the chartered Bay Mist for a scenic ride around Casco Bay. If it's not too choppy, we'll venture out to Portland Head Light, the most photographed lighthouse in the nation. Otherwise, we'll stay within Portland's protected inner harbor for a ride past historic sites. Buses depart the Holiday Inn at 4:30pm. When the boat docks back in Portland after dinner, you can return to the hotel by bus or enjoy a stroll through Portland's Old Port.



SCIRx
PHARMACY



Forget the Classroom Stuff; Become a Race Car Driver for a Night! Saturday, September 28, 5:30pm

Our normally sedate and professional Board members who tried this loved it. We're going, as a group, to Maine Indoor Karting, which puts you behind the wheel of a high-speed go-kart and gets you into a little friendly competition with other conference attendees! You will complete Qualifying and Feature Races to see who will be crowned King – or Queen – of the Road! **If you want to GO FAST and HAVE FUN, this is IT!!**

Racing is open to anyone 16+ and there are activities to keep non-racers entertained as well. Kids 3-7 can race Hot Wheels and everyone can play arcade games and mini-golf and enjoy a variety of hot and cold snacks and non-alcoholic beverages. A cash bar is also available (but not before your race!).


**PATTERSON
VETERINARY**



Book Signing with Dr. Temple Grandin





Temple Grandin will be signing books at the conference as a fundraiser for VSTONE.

Scheduled Times:

Friday night on Peaks Island
Saturday during the lunch break



Available Titles:



Veterinary Scholarship Trust of New England (VSTONE)

The Veterinary Scholarship Trust of New England is pleased to announce that in May we awarded six New England fourth year veterinary students with scholarships of \$5000 each. Other smaller awards were given out as well, to both senior and junior students.

This year, our fundraising efforts at NEVC will consist of three components. On Friday night, following the boat cruise and lobster dinner on Peak's Island, we will hold a brief Live Auction right there at the Inn. On Saturday, our traditional Silent Auction will be replaced by a set of two raffles; prizes will be grouped into a Gold Raffle, where all prizes are valued at \$200 or more, and a Red Raffle, for items less than \$200 in value. Tickets are available from individual VSTONE Trustees, or from our display table in the foyer near the registration desk. Items will be awarded by lottery drawing at the end of lectures on Saturday, and must be picked up by 10:00 Sunday morning. In addition, Dr. Temple Grandin will do a book signing to help benefit the scholarship trust, both Friday night after the lobster dinner, and over the lunch break on Saturday, in the hall near the VSTONE table.

Christian Veterinary Mission Presentation Sunday, September 29, 11:30am - 12:30pm

Christian Veterinary Mission challenges, empowers and facilitates veterinary professionals to serve others through their profession, living out their Christian faith. CVM veterinarians work alongside people in the developing world to train and encourage them and provide them with much needed veterinary expertise, as well as in the U.S. to encourage veterinarians, technicians and veterinary students in their life and work in their own communities. Come join us for lunch and hear how you can be a part of this movement. **No charge to attend.**

Thursday, September 26

8:00 am - 5:00 pm	Registration Desk Open	
8:30 am - 12:30 pm	Focused Ultrasound Techniques Lecture	 a VCA ANTECH company
8:30 am - 4:30 pm	Focused Ultrasound Techniques Lecture & Lab	
9:00 am - 4:00 pm	Heartworm University	
1:00 pm - 5:00 pm	Applications of Low Level Laser Therapy	
6:30 pm	Leadership Dinner at DiMillo's (by invitation)	

Friday, September 27

7:00 am - 5:00 pm	Registration Desk Open	
7:30 am - 4:00 pm	Leadership Meeting (by invitation)	
8:00 am	Golf Tournament at Dunegrass Golf Club	
8:00 am - 11:30 am	Cruciate Repair (Session I)	
9:00 am - 4:00 pm	Basic Abdominal Ultrasonography Lecture & Lab	
9:00 am - 4:00 pm	Veterinary Dentistry Basics: The Foundation for Expanding Your Dental Services	
12:00 pm - 1:30 pm	Leadership Luncheon	
12:30 pm - 4:00 pm	Cruciate Repair (Session II)	
12:30 pm - 4:15 pm	Laser Therapy (Class IV) in Small Animal Practice	
4:30 pm	Buses depart for Harbor Cruise and Dinner on Peaks Island	  

Thursday, Sept. 26 & Friday, Sept. 27

Labs & Lectures

Heartworm University

Clarke Atkins, DVM, DACVIM

Thursday, September 26, 9:00am - 4:00pm

This program is aimed at the practicing veterinarian and therefore has a clinical emphasis, using case examples and interactive technology for the specific audience to make all areas discussed relevant to those who see heartworms daily or those who want to learn more about a disease that is less common in their region. Topics to be covered while addressing specific cases and client/veterinarian questions will include: history and pathophysiology of heartworm disease, disease differences in dogs and cats, diagnostics and testing, heartworm-positive pet treatment protocols and new knowledge and controversy in treatment options and preventative care **6 CEU**



Focused Ultrasound Lab & Lecture

Gregory R. Lisciandro, DVM, DABVP, DACVECC

Thursday, September 26, 8:30am - 4:30pm

This course will center on using the abdominal FAST (AFAST) as a platform for gaining proficiency for focused abdominal organ assessment including the focused gallbladder and liver, the focused spleen, the focused kidneys and urinary bladder, and the focused gastro-intestinal examinations for the detection of conditions that may be easily recognized by non-radiologist veterinarians. The AFAST-applied fluid scoring system will also be taught as a monitoring technique for bleeding and other effusive intra-abdominal conditions. Additionally, thoracic FAST (TFAST) as a platform for gaining cardiac views, rapidly diagnosing pleural and pericardial effusions will be covered. Finally, the cutting edge Vet BLUE (bedside lung ultrasound exam), using the ultrasound probe as the modern stethoscope, will be discussed. The objective of these focused exams is to rapidly answer clinically important questions to help positively guide therapy and clinical course in small animal veterinary patients.



Course is structured with four hours of lecture in the morning and three hours of lab in the afternoon on canines. **4 CEU Lecture, 3 CEU Lab**

Applications of Low Level Laser Therapy

Janet Gordon, DVM, CVCP

Thursday, September 26, 1:00pm - 5:00pm (lecture)

This seminar will begin with an introduction to Low Level Laser Therapy (LLLT), as well as a review of how the laser works and the difference between high and low power lasers. Conditions commonly treated with LLLT will be discussed, with treatment protocols and case examples. Integration of LLLT into a traditional practice will also be discussed. **4 CEU**



Cruciate Repair Lab

Matthew Barnhart, DVM, MS, DACVS

Friday, September 27, 8:00am - 11:30am or 12:30pm-4:00pm

This laboratory will be a complete exercise in the extracapsular repair of rupture of the cranial cruciate ligament in dogs. The lab will cover the lateral approach to the stifle, removal of the cruciate remnants, inspection of the medial meniscus, meniscal release and removal of the caudal horn of the medial meniscus, identification of the proper placement of the suture, application of a lateral suture using a precise crimping system (new PowerX Crimper) and critique of your repair. **4 CEU**



Veterinary Dentistry Basics: Expanding Your Veterinary Practice

Bonnie Shope, VMD, DACVD

Friday, September 27, 9:00am - 4:00pm

Join your colleagues at a day-long event designed to help you make the most of your current dental offerings and build your dental expertise to enhance your practice income. Designed for veterinarians who wish to expand their knowledge of dentistry and develop a more effective dental department, topics covered include: Basic to intermediate dentistry anatomy and terminology; Periodontal disease; Advances in veterinary dental equipment; Extractions; Local nerve blocks; Dental radiography positioning and interpretation **6 CEU**



Basic Abdominal Ultrasound

James Sutherland-Smith, BVSc, DACVR

Friday, September 27, 9:00pm - 4:00pm

In the morning lecture, we will begin with a discussion on getting more from your ultrasound exam, including the basics of machine setup, scanning approach and image interpretation. We will continue with an introduction to ultrasound evaluation of the abdomen: evaluating normal, incidental findings and pathology of the major organ systems. After lunch, we will continue with hands-on scanning of normal abdominal structures in dogs. **6 CEU**



Laser Therapy in Small Animal Practice

Jennifer F. Johnson, VMD, CVPP

Friday, September 27, 12:30pm - 4:15pm

Join us for an enlightening seminar on laser therapy, a powerful, non-invasive technique for addressing acute and chronic pain, inflammation, and wound healing. This lecture includes the science of therapeutic lasers and laser-tissue interaction, as well as a practical review of everyday conditions that benefit from laser therapy. Dr. Johnson has a particular expertise in laser therapy's role in pain management and integrating laser therapy in practice. **4 CEU**









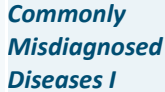

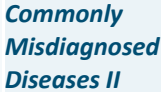







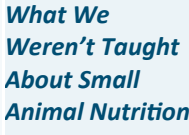



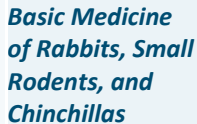

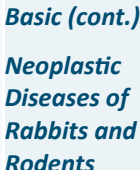



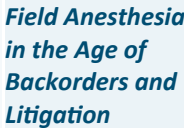
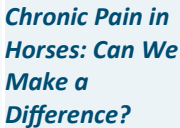

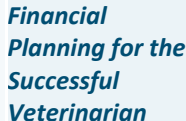
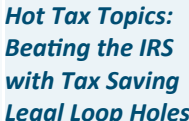
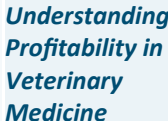
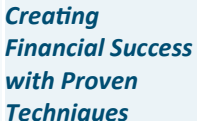

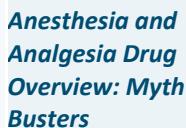
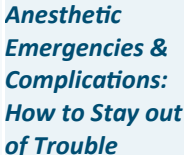
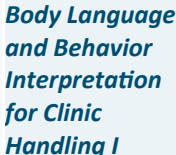
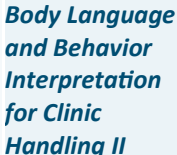



New England Veterinary Conference














September 18-21, 2014



Saturday, September 28

			Session 1 8:00 am-9:30 am		Session 2 10:00am-11:30am		Session 3 1:00pm-2:30pm		Session 4 3:00pm-4:30pm
Mixed			 <i>Large Animal Understanding and Handling</i> Temple Grandin		 <i>Reducing Stress</i> Temple Grandin		 <i>Basic Animal Behavior</i> Temple Grandin	 <i>What All Veterinarians Should Know About Animal Agriculture</i> Temple Grandin	
Small Animal 			 <i>Commonly Misdiagnosed Diseases I</i> Lee Barteaux		 <i>Commonly Misdiagnosed Diseases II</i> Lee Barteaux		 <i>Commonly Misdiagnosed Diseases IV</i> Lee Barteaux		
Integrative Medicine 			 <i>Holistic-Integrative Medicine</i> Douglas Knueven		 <i>What We Weren't Taught About Small Animal Nutrition</i> Douglas Knueven		 <i>Traditional Chinese Veterinary Medicine Basics</i> Douglas Knueven		
Exotics			 <i>Basic Medicine of Rabbits, Small Rodents, and Chinchillas</i> Katherine Quesenberry		 <i>Basic (cont.) Neoplastic Diseases of Rabbits and Rodents</i> Katherine Quesenberry		 <i>Basic and Preventative Care of Pet Birds Common Pet Bird Emergencies</i> Katherine Quesenberry		
Equine			See Temple Grandin under Mixed above		See Temple Grandin under Mixed above		 <i>Field Anesthesia in the Age of Backorders and Litigation</i> Tamara Grubb	 <i>Chronic Pain in Horses: Can We Make a Difference?</i> Tamara Grubb	
Practice Management 			 <i>Financial Planning for the Successful Veterinarian</i> Gary Glassman		 <i>Hot Tax Topics: Beating the IRS with Tax Saving Legal Loop Holes</i> Gary Glassman		 <i>Understanding Profitability in Veterinary Medicine</i> Gary Glassman	 <i>Creating Financial Success with Proven Techniques</i> Gary Glassman	
Technician 			 <i>Anesthesia and Analgesia Drug Overview: Myth Busters</i> Tamara Grubb		 <i>Anesthetic Emergencies & Complications: How to Stay out of Trouble</i> Tamara Grubb		 <i>Body Language and Behavior Interpretation for Clinic Handling I</i> Amy D'Andrea	 <i>Body Language and Behavior Interpretation for Clinic Handling II</i> Amy D'Andrea	
5:30pm	Become a Race Car Driver for a Night! Bus departs for Maine Indoor Karting								

Sunday, September 29

		Session 1 8:00 am-9:30 am	Session 2 10:00am-11:30am	Session 3 12:30pm-2:00pm	Session 4 2:15pm-3:45pm
Small Animal 	  Registration Desk Open 7:00am—2:30pm Breakfast in Casco Bay Hall 7:00am - 8:00am	Local & Regional Anesthesia: Video 'Lab' Tamara Grubb	Anesthesia and Analgesia for Emergency and Critical Care Patients Tamara Grubb	Chronic Pain in Dogs & Cats: Can We Make a Difference? Tamara Grubb	Assessing Pain: A Case-Based Day in the Clinic Tamara Grubb
Small Animal 		Digital Radiography: What's all the hype? Anthony Pease	Aggressive vs. Non-aggressive Bone Lesions: When is it cancer? Anthony Pease	CT and MRI: How It Helps the Practitioner Anthony Pease	Thoracic, Abdominal and Musculoskeletal Cases Anthony Pease
Canine 		Canine Sports Related Injuries in Forelimb Sherman Canapp	Canine Sports Related Injuries in Hindlimb Sherman Canapp	Diagnostic Musculoskeletal Ultrasound in Sports Related Injuries Debra Canapp	Rehabilitation Exam and Modalities Debra Canapp
Equine 		Purchase Examinations in Performance Horses Rick Mitchell	Maintenance Care of the Competitive Sport Horse Rick Mitchell	Distal Limb Lameness in the Sport Horse-A Clinical Approach to Diagnosis Rick Mitchell	Approach to Diagnosis and Therapy of Neck and Back Pain Rick Mitchell
Practice Management		Communicate for Results! I Amanda Donnelly	Communicate for Results! II Amanda Donnelly	Leader of the Pack: Building a Dynamic Team I Amanda Donnelly	Leader of the Pack: Building a Dynamic Team II Amanda Donnelly
Technician	Preventive Health Care Amy D'Andrea	Nursing Care Amy D'Andrea	Wound Management Amy D'Andrea	Emergency Planning with Clients Amy D'Andrea	
		  Break in Casco Bay Hall	    Lunch with Exhibitors—Casco Bay Hall	 Break in Casco Bay Hall	

Program Descriptions

The Most Commonly Misdiagnosed Diseases

W. Lee Barteaux, DVM, MRCVS

Saturday, September 28; 8:00am—4:30pm



Utilizing a case-based diagnostic and therapeutic approach, the 2013 Practitioner's challenge highlights some of the most commonly misdiagnosed diseases in veterinary medicine. See images of the actual patients including digital radiographs, ultrasounds and intra-operative and post-operative videos. Challenge your clinical acumen and improve your diagnostic and therapeutic abilities by reviewing laboratory data including hematology, biochemical profiles, urinalysis and other tests.

After this presentation you should be able to: Appropriately interpret hematology, chemistry, urinalysis and other "routine" tests to create and prioritize a differential diagnosis list for each of the cases presented; Determine what other diagnostic testing is necessary for each case; Discuss treatment options and monitoring protocols; Discuss tips and hints to avoid misdiagnosis of such cases.

Canine Sports Medicine & Rehabilitation

Sherman O. Canapp, Jr., DVM, MS, CCRT, DACVS, DACVSMR

Debra A. Canapp, DVM, MS, CCRT, DACVS, DACVSMR

Sunday, September 29; 8:00am—3:45pm

Sports Related Injuries in Forelimb - S. Canapp

This talk covers common causes of forelimb lameness in dogs (performance) including tendinopathies (supraspinatus), rotator cuff injuries (MSI), traumatic FCPs, etc. Presentation, lameness assessment, physical examination, diagnostics (ultrasound, MRI, arthroscopy), treatment options (surgical and rehabilitation therapy), are described.



Sports Related Injuries in Hindlimb - S. Canapp

This talk covers common causes of hind limb lameness in dogs (performance) including sprains and strains (iliopsoas strains, CCL injury, gracilis myopathy, etc.) Presentation, physical examination techniques, lameness assessment, diagnostics (ultrasound, MRI, arthroscopy), treatment options (surgical and rehabilitation therapy), etc.

Diagnostic Musculoskeletal Ultrasound in Sports Related Injuries - D. Canapp

This talk covers introduction to concepts and techniques for diagnosing soft tissue sports-related injuries. Provides knowledge on how to utilize ultrasound in clinically relevant musculoskeletal regions.

HandicappedPets.com



Rehabilitation Exam and Modalities - D. Canapp

This lecture covers the components of a complete and thorough exam prior to initiating a comprehensive veterinary rehabilitation program. It will cover gathering data, including goniometric, limb circumference, gait analysis, etc. data and how to use /apply it in creating an appropriate patient, injury specific rehabilitation program. This lecture will then move into an in depth discussion on the most popular and used modalities in veterinary medicine in addition to the most recent and classic/historic literature related to its use.

Body Language and Behavior Interpretation for Clinic Handling

Amy D'Andrea, MEd, CVT, VTS-EVN

Saturday, September 28; 1:00pm—4:30pm



This lecture will discuss principles of canine and feline behavior and the role it plays in successful handling within the clinic. What are the best practices for handling a variety of behaviors in a hospital setting as well as safety when working with fractious animals? Learn how dogs can be evaluated to predict certain behaviors through body language interpretation.

Clinical Topics for Technicians

Amy D'Andrea, MEd, CVT, VTS-EVN

Sunday, September 29; 8:00am—3:45pm

Preventative Healthcare: What is involved with the annual dog, cat, horse wellness visit? In this session we will develop an understanding of pet owner practices, the importance of the technician's role in the physical exam, and compliance issues. We will also look at lifelong care through prevention of disease, as well as earlier detection and treatment to protect the quality of life of pets.

Nursing Care: This session covers the importance of nursing care for the hospitalized patient. Topics discussed include how to set up the hospitalized patient, phlebotomy, parenteral and oral medication administration, fluid therapy, tube/assist feeding, bandaging, and how to obtain various samples. How to care for the critically ill hospitalized patient and common emergencies will also be discussed.

Wound Management: Wounds can be classified in many different ways. We will discuss the varying levels of wound management, trauma, infections and levels of healing. Bandaging concepts will also be covered and the basic bandage types that are commonly utilized in small and large animal practices.

Disaster Planning: No one ever wants to be involved in a natural disaster. However the past decade has had its fair share so each and every pet owner needs to make sure they take whatever precautions they need to in order to protect their pet. As veterinary professionals we can offer some very helpful advice to our clients on this topic. This session will provide many helpful tips that we can use to educate our clients in the event of an emergency.

Practice Management

Amanda Donnelly, DVM, MBA

Sunday, September 29; 8:00am—3:45pm

Communicate For Results!

Learn how to use the power of communication to create an exceptional client service experience that bonds clients to the practice. This interactive seminar will provide you with practical tools and action steps that the whole team can immediately apply to increase client visits and compliance. Designed for veterinarians and team members who desire to stand out and take service to the next level resulting in greater financial benefits to the practice.

Participants will learn: How to implement service standards to differentiate your practice; Effective tips for engaging clients; Effective strategies for converting phone prospects to clients; Common mistakes teams make when recommending services or products; Methods for communicating the value of services so more pets get the care they deserve; Better use of standard operating procedures to increase compliance

Leader of the Pack: Building a Dynamic Team

Building a strong team is essential to achieving business goals. When the work environment is filled with frustration, stress, and conflict, the impact is felt on many levels. Practices need strong leadership in order to thrive. Learn techniques that lead to improved accountability, job satisfaction, productivity and a dynamic team.

Participants will learn: Establishing and managing by core values; Proactive leadership skills vs. reactive leadership skills How to create an employee development plan that elevates performance; How to make accountability a part of the practice culture; How to use feedback to improve productivity; Coaching your team to problem solve.

Practice Management

Gary I. Glassman, CPA

Saturday, September 28; 8:00am-4:30pm



Practice Solutions

Financial Planning for the Successful Veterinarian: With personal financial issues a concern for many, find out what you need to know about your personal plan. Planning is important during the many stages of your career. Will you have enough to retire? What is the best way to save for college and do you have the right estate plan? Get the basics of retirement, estate, education, and investment planning.

Hot Tax Topics for 2013 - Beating the IRS with Tax Saving Legal Loop Holes That Will Save You Thousands: Learn how you can use the current tax law with all its changes to minimize your tax burdens and build financial wealth. Many times it's all in how you structure an event and avoid the landmines.

Understanding Profitability in Veterinary Medicine: What does it mean to be profitable in veterinary medicine? Learn how to define profitability and how it relates to the value of your practice. Are you as profitable as you think? Learn how financial results can be reported so profitability can be measured and related to hospital value. Learn how QuickBooks® can help you keep score.

Creating Financial Success with Proven Techniques that Work: When looking at a hospital's finances, understanding what sits behind the numbers is what is most important to a practice's management team but the numbers are a means of measuring its financial success. Journey through your financial activity to better understand your numbers by knowing what are the industry benchmarks and how to apply them. What's the importance of the hospital balance sheet? What's the difference between cash flow and profits? Use your numbers to control inventory, set pricing, understand profitability and learn what marketing approaches are most important to drive the financial success of your practice. Develop tools that help you track your success. Remember, you cannot manage what you cannot measure.

Animal Behavior

Temple Grandin, PhD

Saturday, September 28; 8:00am-4:30pm

Large Animal Understanding and Handling: Topics will include troubleshooting distractions that cause animals to balk, such as reflections or moving objects. Principles of the flight zone and point of balance will also be covered.

Reducing Stress: A major focus of this lecture will be acclimating animals to handling procedures so they will be less



www.IVGHospitals.com

**They start out as patients,
They end up as friends**

IVG Network Hospitals Provide:

- 24 Hour Veterinary Emergency Care
- Board Certified Specialists
- State of the Art Diagnostic Tools
- Compassionate Collaborative Care

Massachusetts:

Natick, North Andover and Woburn

New Hampshire:

Portsmouth



stressed when they are handled in the future. When animals are restrained, stress and struggling can be reduced by providing non-slip flooring, avoiding sudden jerky motions, and supporting the animal's body to prevent the fear of falling.

Basic Animal Behavior: This lecture will cover behavior of both pets and livestock. Animal condition is sensory based and animals are sensitive to visual, auditory, and other sensory details in their environment. Animals may fear something they were seeing or hearing when an aversive event occurs. For example, a dog may fear men wearing baseball hats.

What All Veterinarian Should Know About Animal Agriculture: This session will discuss some of the areas that are controversial from an animal welfare standpoint. The first part will cover survey data that shows how the general public views animal agriculture. Today's public is totally separated from the farm. Auditing programs put in place by major restaurant companies have greatly improved animal welfare at slaughter plants. The best programs use simple outcome based measurements to evaluate practices on both slaughter plants and farms. How to set up and implement effective programs for evaluating animal welfare will be explained.

Anesthesia & Pain Management for Technicians

Tamara Grubb, DVM, MS, DACVA

Saturday, September 28; 8:00am—11:30am

Anesthesia and Analgesia Drug Overview: Myth Busters - What do we know about the drugs we use every day and what do we just THINK we know? Many of our drugs are 'misunderstood'; accurate drug information means appropriate patient care.

Anesthetic Emergencies & Complications: How to Stay out of Trouble - Anesthetic emergencies are BAD and it is best to know how to prevent them rather than treat them – but to prevent them, we have to know what to look for.

Equine Anesthesia

Tamara Grubb, DVM, MS, DACVS

Saturday, September 28; 1:00pm—4:30pm

Field Anesthesia in the Age of Backorders and Litigation: No more guaifenesin? Out of xylazine? Owners saying we 'missed' a diagnosis? Alternate drugs are available and field monitoring can be tweaked to keep owners content.

Chronic Pain in Horses: Can We Make a Difference? Chronic pain can be severely debilitating – and tough to treat. Knowledge of available drugs and techniques gives us a better chance to provide relief in our equine patients.

Anesthesia & Pain Management

Tamara Grubb, DVM, MS, DACVS

Sunday, September 29; 8:00am—3:45pm



Local and Regional Anesthesia: Video 'Lab' Local anesthetic drugs are effective, easy to use and inexpensive. So why don't we use them more? Maybe we just need someone to show us how!

Anesthesia and Analgesia for Emergency and Critical Care Patients: Emergency and critical care patients often require different anesthesia and analgesia protocols than our standard patients. Or do they?

Chronic Pain in Dogs & Cats: Can We Make a Difference? Chronic pain can be severely debilitating – and tough to treat. Knowledge of available drugs and techniques gives us a better chance to provide relief in our patients.

Assessing Pain: A Case-Based Day in the Clinic Will pain assessment work in your clinic? What are the options? And what do we do when we identify those tough pain cases?

Introduction to Integrative Medicine
Douglas Knueven, DVM, CVA, CVC
Saturday, September 28; 8:00am—4:30pm

Standard Process
V E T E R I N A R Y F O R M U L A S™

Holistic-Integrative Medicine: The Emerging Paradigm: The face of veterinary medicine is changing. Treatments that were once considered “alternative medicine” such as the use of glucosamine, omega-three fatty acids and probiotics are now in the main stream. This lecture will explore how medical paradigms are formed as well as the basic principles of the emerging holistic-integrative model.

What We Weren't Taught About Small Animal Nutrition: This lecture will show the shortcomings of processed commercial diets. We will look at the difference between what is commonly fed, and what canines and felines evolved to eat. We all agree that cats are carnivores, but what about dogs? Can we say that conventional diets are “100% complete and balanced” if we do not have 100% complete understanding of diet and nutrition? Are our patients suffering from chronic diseases that can be helped with whole food nutrition? We will take a critical look at the evidence instead of the propaganda. Recent research on the nutritional benefits of feeding whole foods will be presented.

Traditional Chinese Veterinary Medicine Basics: In China, a very distinct system of medicine developed. The Chinese use concepts such as “the imbalance of Yin and Yang” and “the obstruction of the flow of Qi” to explain disease conditions in the body. They also have very unique ideas about how the organs of the body function. In this lecture we will look beyond the Chinese medical metaphors and get a basic understanding of the concepts of Chinese medicine and how it can be applied to our patients.

Chinese Herbs for Common Conditions: This lecture will build on the previous one. With the basics of Traditional Chinese Veterinary Medicine (TCVM) under our belts we will explore the complex world of Chinese herbal medicine. We will learn how a few Chinese herbal formulas can be used to treat common diseases within a typical conventional small animal practice.

Equine Lameness and Purchase Exams
Richard D. Mitchell, DVM
Sunday, September 29; 8:00am—3:45pm

Performing and Reporting Purchase Examinations in Performance Horses: Purchase examinations of the performance horse should be carefully orchestrated, well executed, and repeatable. The conduct of the examination and the reporting process should take into consideration the business transaction between the veterinarian and buyer, the expectations of the buyer, and the physical characteristics of the horse in question. Special consideration should be given to certain physical findings based on the intended use of the horse.

Imaging Considerations in the Purchase Examination of the Performance Horse: Completion of the purchase examination often includes various imaging techniques such as endoscopy, radiography and ultrasonography. Other more advanced techniques such as thermography, scintigraphy and magnetic resonance imaging may be appropriate in some cases. What to image and what modality is appropriate depends on the information gathered during the physical examination and the horse's intended discipline. Good repeatable technique with a sense of practicality is essential regardless of the chosen modality.

Maintenance Care of the Competitive Sport Horse: Today's high level sport horse represents a significant investment of time and money. High level show jumpers, dressage horses and western performance horses often take several years to train to their upper levels, and injuries or illness can substantially affect the time to produce a winning horse. Owners and trainers are concerned that these horses receive the best possible care without excess expenses and down time. The veterinary care of such horses must take an approach of overall health and maintenance of the horse in training, not simply one of attending to lameness or illness after it occurs. Recognition of potentially serious lameness and other health issues early on may prevent significant loss of training and competition time and extend the horse's career.

Distal Limb Lameness in the Sport Horse-A Clinical Approach to Diagnosis: Diagnosis of lameness due to lesions of the distal limb require a thorough clinical examination, including careful palpation, manipulative tests, hoof tester evaluation, examination of the horse in hand and under saddle, and regional anesthesia. Specific causative lesions may require technical imaging modalities to fully evaluate.

Approach to Diagnosis and Therapy of Neck and Back Pain: While they are some of the most common complaints related to athletic performance of the sport horse, the diagnosis of the sources of neck and back pain can be complex. The signs are easy enough to recognize, however the underlying cause may be perplexing. A thorough physical examination coupled with a complete therapeutic approach can most often identify and effectively relieve symptoms of neck and back pain.

Radiography

Anthony Pease, DVM, MS, DACVR

Sunday, September 29; 8:00am—3:45pm



Digital radiography: What's all the hype: This is a lecture describing the use of digital imaging and technology. This lecture will focus on what to look for when purchasing a digital system and how to get the most out of the digital system you have. Computed radiography and digital radiography will be covered.

Aggressive vs. non-aggressive bone lesions: When is it cancer? This lecture focuses on how to determine if a bone lesion is a tumor or infection compared to degenerative change and bone healing

CT and MRI: How it helps the practitioner: This lecture focuses on how general practitioners can use these advanced modalities with focus on case presentations to illustrate the benefits

Thoracic, abdominal and musculoskeletal cases: This lecture is a combination of cases to illustrate the main points of how to interpret radiographic cases. Case examples are real-world problems that a practitioner deals with every day.



Reward Theory

..... { *Education rewards everyone it touches* }

CE should reward not only you, but also your patients, clients and practice. So the IDEXX Learning Center provides a comprehensive curriculum. And learning options that'll have every member of your team wagging their tail: the veterinarian who wants to learn from experts face-to-face, techs who love the convenience of online courses, and the practice manager who's eager to have protocols communicated consistently across the practice—and with clients.

To turn theory into reality, visit idexxlearningcenter.com.

.....

Knowledge you can put into practice™

IDEXX Learning Center

Exotics

Katherine Quesenberry, DVM, MPH, DABVP

Saturday, September 28; 8:00am—4:30pm

Basic Medicine of Rabbits, Small Rodents, and Chinchillas: Do you have more clients bringing rabbits in to your practice? Are you perplexed about what to do with a sick chinchilla? This lecture will review basic aspects of the management and common medical problems of these pets. We will discuss the diet and husbandry, basic physiology. We will also discuss disease problems that are commonly seen in practice.

Neoplastic Diseases of Rabbits and Rodents: Neoplastic diseases are commonly seen in pet rabbits and rodents. Because of improved overall husbandry, diets, and knowledge about routine care, these animals are living longer as pets. With the availability of more advanced diagnostic and treatment options for patients and the increased awareness of these options by the public, many pet owners are electing treatment of neoplastic disorders to prolong the lifespan of their small mammal companions. This lecture will discuss the more common neoplastic diseases and treatment options.

Basic and Preventative Care of Pet Birds: Routine healthcare of a pet bird involves more than an annual physical examination. Clients should be advised on diet, behavior, and preventative healthcare at each visit. Diagnostic tests are important at various stages of a bird's life, and knowing which tests should be done when is part of a basic preventative health plan.

Common Pet Bird Emergencies: Does your practice receive frantic phone calls about emergencies in pet birds? Do you know what to do with an egg bound bird at 3 a.m.? This lecture will help give you practical techniques to stabilize birds that present as emergency cases.

Advanced Imaging of Exotic Pets: With the more common availability of advanced imaging techniques such as CTs and MRIs to small animal practitioners, imaging birds and small mammals is allowing us to make more accurate diagnoses of common and unusual problems. This lecture will cover some interesting cases to demonstrate the usefulness of advanced imaging in diagnostic workups of cases in birds and small mammals.

Who Brings You This Conference?

Founded 79 years ago, the New England Veterinary Medical Association exists to advance veterinary medicine, including the hosting of this annual regional veterinary conference.

This meeting is organized and managed by the Board of the New England Veterinary Medical Association. This Board consists of a representative of each of the six New England states, appointed by the Veterinary Medical Association of each state. The Presidency of the New England Veterinary Medical Association (NEVMA) changes each year, according to a rotating schedule, and the officers ascend each year, so that the Third Vice President – the newest Board member-- moves upward to become President after five years. In this manner, a different representative of each of the New England states presides over the Conference each year.

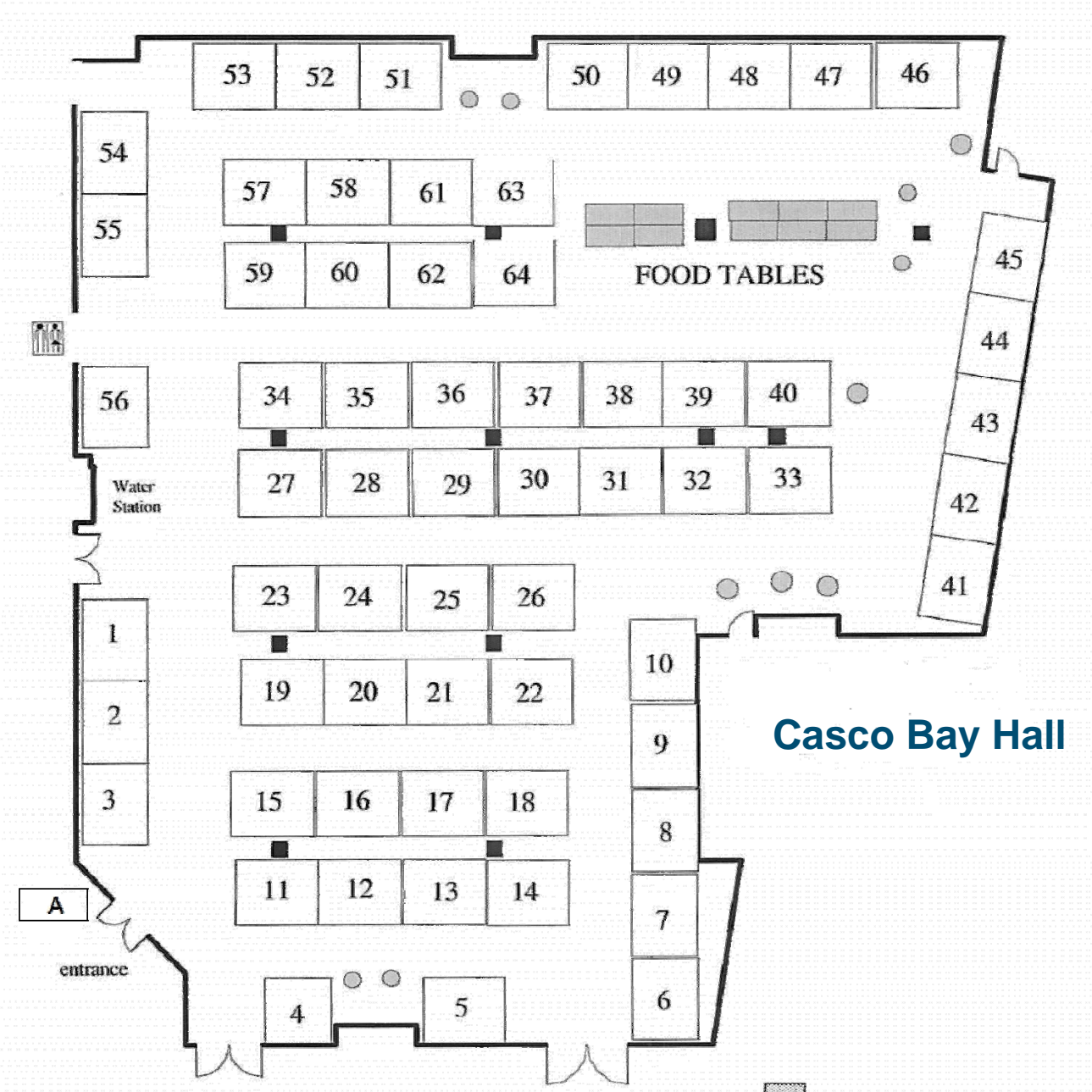
The Board retains the services of an executive director for the administrative management of the Conference.

Until recently, the Conference was held in a different state each year. Since the NEVMA Board decided to keep this Conference in Portland on a regular basis, you – our attendees – have been voting with your feet in support of this decision, and attendance has doubled.

With this increased attendance the Conference has been enjoying a financial gain, which is distributed to each of the New England state veterinary associations' charitable/educational foundation and to the Veterinary Scholarship Trust of New England (VSTONE).

We welcome your comments and suggestions; please attend our Annual Meeting this Sunday, September 29, at 11:45 am in the Connecticut/Rhode Island room.

Exhibit Hall



Casco Bay Hall

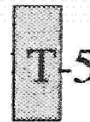
Exhibit Hours

Saturday 9:30am-4:00pm



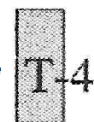
Sunday 7:00am-1:00pm

Lobby Exhibits

Forget-Me-Not
Pet Crematory



Putney



2013 NEVC Exhibitors

**Collect 55 stamps from 70 of the exhibitors and
receive a \$25 gift certificate towards next year's conference
and be entered to win a Kindle Fire HD.**

See your registration folder for the vendor visitation stamp sheet.

31	Abaxis	30	McGaunn & Schwadron CPAs
6	Abbott Animal Health	25	Merck Animal Health
64	Angell Animal Medical Center	54	Merial Ltd
19	Answers Pet Food	7	Midwest Veterinary Supply
47	Antech Diagnostics	60	MSA Architects
21	Associated X-Ray Imaging	40	MWI Veterinary Supply
T3	AVMA PLIT	5	Nestle Purina PetCare
59	Bank of America Practice Solutions	53	NEVSCO
32	Bayer Animal Health	16	New Hampshire Veterinary Specialists (VECCNH)
61	Boehringer - Ingelheim	37	Novartis Animal Health
45	Canine Company	58	Nutramax Laboratories
13	CareCredit	63	Patterson Veterinary Supply
8	CEVA Animal Health	24	Pet Health Pharmacy
A	Christian Veterinary Mission	33	Portland Veterinary Specialists
42	Companion Therapy Laser by LiteCure	T4	Putney
38	Cuattro Digital Imaging	T2	Roadrunner Pharmacy
36	Dechra Veterinary Products	9	Royal Canin USA
23	Eagle Eye Anesthesia	22	Rx Vitamins
44	ELANCO Companion Animal Health	43	Schiring Radiographic Imaging
20	Embrace Pet Insurance	39	SciRx Pharmacy
27	Erchonia Corporation	40	SECUROS
14	Final Gift Pet Aftercare Services	34	Simmons Northeast
T5	Forget-Me-Not Pet Crematory	46	Sound-Eklin
17	Greenies / The Nutro Company	26	Springer Architects
49	Hamilton BioVet	50	Standard Process
1	HandicappedPets.com	28	Stringsoft
10	Harbor Strategies Group	12	SurgiVet/Smiths Medical
41	Henry Schein Animal Health	55	Trupanion
38	Heska Corporation	15	Universal Imaging
51	Hill's Pet Nutrition	52	VetCor
18	Hopkinton Drug	62	Vets First Choice
29	Iams Veterinary Formulas	T1	VSTONE
11	Idexx Laboratories	57	Wahl Clipper
4	IVG & InTown Online	56	Wholistic Pet Organics
35	Jorgensen Laboratories	2	Wingate's Pharmacy
48	Maine Veterinary Referral Center	3	Zoetis

Please Attend the NEVMA Annual Meeting!

Sunday, September 29 at 11:45 am in the CT/RI Room

**Come enjoy some local chocolate and tell us what would make
this conference even better!**

Thank you to our 2013

Sponsors!



Kindness and Care for Animals®



HandicappedPets.com

