

Account: _____ PO: _____ Order Date: _____

Customer Details Requested Ship Date: _____

Name: _____ Cell: _____
 Address: _____ Home: _____
 E-Mail: _____ Work: _____

Order Details **Customer Signature:** _____

Color Name and finish: _____
 Color Code: _____
 Profile: _____

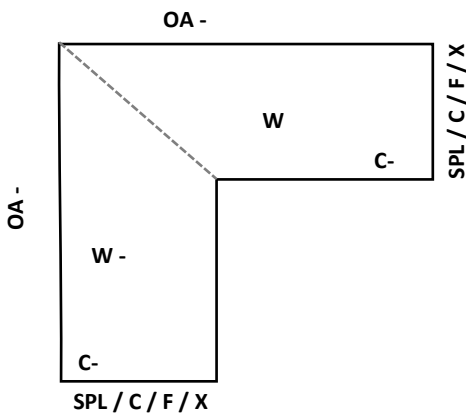
Postform Flatlay Template

Full Cartoning End Wrapping Delivery

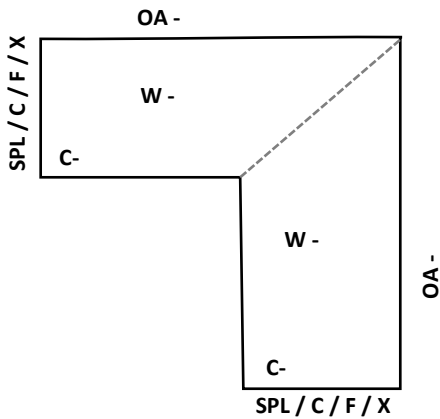
Build-Up: YES
 NO
 LOOSE

Splash: YES
 NO
 LOOSE

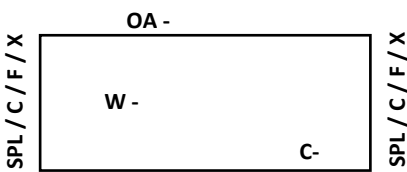
Please complete one form per color/profile combination. Instructions are on the reverse



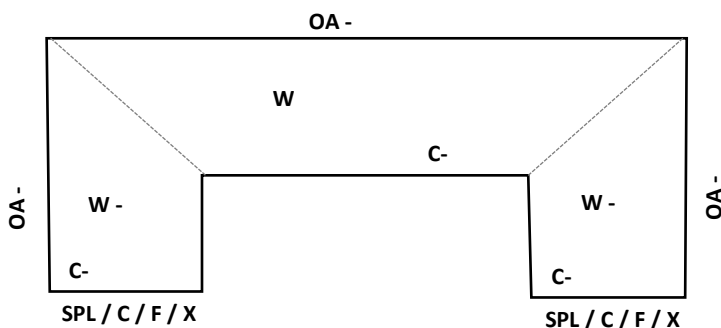
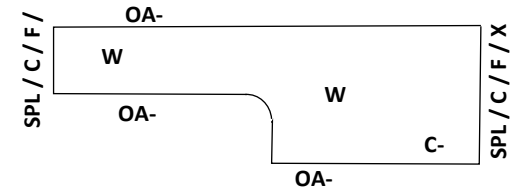

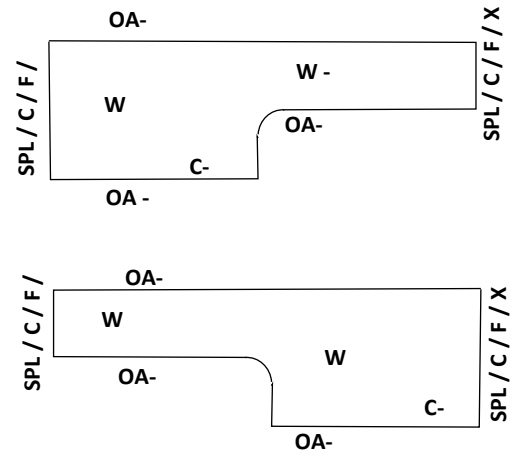
Notes:



Notes:



Notes:



Notes:

Instructions for use

- Complete the Name, Account/PO details. Please provide your contact information. Provide an Order Date as well as a requested supply date. Note: standard supply leadtimes are 2-3wks.
- Complete the details on the Profile, and the Color Name, Color Finish and Color Code.
- Check One of the options for Splash: Yes standard integral, No, or Yes for loose supplied backspash (medical splash)
- Check whether the countertop is Postform or Flatlay, and if a Flatlay template is associated with the drawing
- Check One of the options for build-up: Yes, No or Loose supplied (**do not leave this area unchecked**)
 - Check Yes when you want the countertop raised by 5/8" so that the bottom of the profile is level with the top of the counter.
 - Check No when you want the countertop directly on the top of the cabinets, so that the front profile hangs down by 5/8" over the counters: ensure this does not impede you opening your drawers/doors.
 - Check Loose when you want build-up sticks supplied loose with the order, to finish on site.
- Check the options required for any packaging of the countertops for shipping & receiving.

- For each countertop piece, complete a drawing and enter:
 - (OA) the desired Overall outside length, inclusive of any side finish details
 - (W) enter the width of the piece; standard kitchen depth is 25.5", vanity is 22.5", bars are 26.75"
 - (C) enter the underlying cabinet lengths
 - (SPL / C / X) circle the desired end finish as side Splash, Cap, Flush Finish or X for unfinished.
 - A side splash is 1.25". Please indicate the OA length including a Side Splash, we will deduct this width appropriately.

Note:

- Customer is responsible for the accuracy of dimensions cut to
- Sink locations need to be greater than 12" from any mitre joint (or butt joint)
- Mega Countertops' offers a 12-month limited warranty applicable to Supply Only orders