

ENTRE/MATIC

# OPENINGS IN STEEL



## Amarr® Residential Garage Doors

[www.amarr.com](http://www.amarr.com)



**Openings in Steel.** Express your style in steel. Amarr garage doors make it happen.

Exceptional performance, low maintenance and durability, available in nine steel collections.

From classic carriage house designs to contemporary flush panels,  
get a striking look that stands the test of time.

- 2 AMARR CARRIAGE COURT
- 4 AMARR CARRIAGE COURT OPTIONS
- 6 AMARR CLASSICA®
- 8 AMARR CLASSICA® & DECORATIVE HARDWARE OPTIONS
- 10 AMARR OAK SUMMIT®
- 12 AMARR HILLCREST
- 14 AMARR DESIGNER'S CHOICE
- 16 AMARR HERITAGE™
- 18 AMARR STRATFORD®
- 20 AMARR LINCOLN
- 22 AMARR OLYMPUS
- 24 WINDOW & COLOR OPTIONS
- 25 SPECIFICATIONS

# Openings in Steel. The Construction.

Amarr steel garage doors are built with low-maintenance, heavy-duty steel. Choose from 1000 single, 2000 double, 3000 triple or 4000 four-layer construction for your desired level of energy efficiency and noise control. Experience the strength, security, and peace of mind you get with steel.

## 1000

### Single-Layer: Steel

Amarr Classica, Oak Summit, Hillcrest, Heritage, Stratford & Lincoln

- Heavy-duty Exterior Steel
- Durable, Reliable, Low Maintenance




## 2000

### Double-Layer: Steel + Insulation

Amarr Classica, Oak Summit, Hillcrest, Heritage, Stratford & Lincoln

- Heavy-duty Exterior Steel
- Durable, Reliable, Low Maintenance
- Environmentally Safe Polystyrene Thermal Insulation with Vinyl Backing
- Energy Efficient
- Quiet Operation




## 3000

### Triple-Layer: Steel + Insulation + Steel

Amarr Classica, Oak Summit, Hillcrest, Designer's Choice, Heritage, Stratford, Lincoln & Olympus

- Heavy-duty Exterior and Interior Steel
- Durable, Reliable, Low Maintenance
- Environmentally Safe Polystyrene or Polyurethane Thermal Insulation
- Superior Energy Efficiency
- Extra Quiet Operation



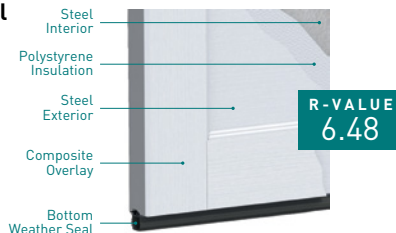
\* For True White Bead Board only. † For True White Short Panel only.  
\*\* For all panels and colors except True White Bead Board. ‡ For all panels and colors except True White Short Panel.

## 4000

### Four-Layer: Overlay + Steel + Insulation + Steel

Amarr Carriage Court

- Heavy-duty Exterior and Interior Steel
- Durable, Reliable, Low Maintenance
- Environmentally Safe Polystyrene Thermal Insulation
- Energy Efficient
- Extra Quite Operation



Amarr Classica Tuscany design with Madeira windows in True White



Amarr Oak Summit Recessed design with Thames DecraTrim in Sandtone with Alpine decorative handles



Amarr Carriage Court Fairfield design with Closed Square in True White/White with Alpine decorative handles



Bradbury design with 3 Lite Arch windows in Sandtone/White with Canterbury decorative hardware



## AMARR CARRIAGE COURT

Distinctly defined. Amarr Carriage Court garage doors increase a home's curb appeal and the highly defined carriage house designs are easily visible from the end of the driveway.

Built with durable composite overlay trim and insulated steel-backed sections, these garage doors provide energy efficiency, noise reduction and innovative design to your home.

Tanglewood design with Closed Arch in Wicker Tan/White with Versailles decorative hardware



**Designs**

A wide variety of unique carriage house designs available in four color options.

See page 25 for complete specifications.

**CC4000**

**Four-Layer:  
Overlay + Steel + Insulation + Steel**

**R-VALUE  
6.48**

**Decorative Windows & Hardware**

Choose from a variety of optional decorative windows & hardware to match your home's design.

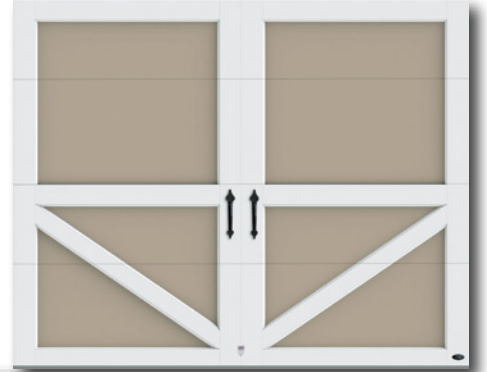
See page 4 for all window options.

See page 9 for all hardware options.


Rosemount with Closed Square (RM104)



Darby with Closed Square (DB104)



Bradberry with 3 Lite Arch (BB110)



Charlton with Closed Arch (CT105)

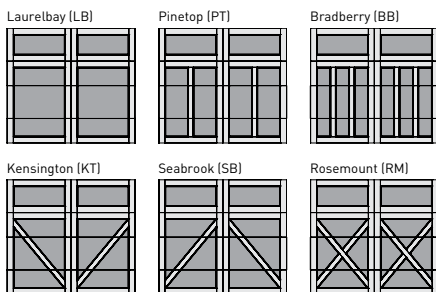


Laurelbay with Clear Square (LB115)

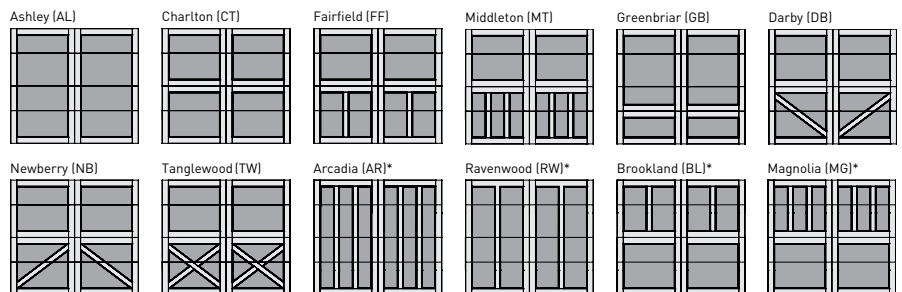


**DESIGNS**

AVAILABLE WITH WINDOWS



NOT AVAILABLE WITH WINDOWS



\*Closed Square only.

# AMARR CARRIAGE COURT OPTIONS

## TOP SECTIONS

Available with Clear, Obscure or Insulated glass.

Available for BRADBERRY, KENSINGTON, LAURELBAY, PINETOP, ROSEMONT and SEABROOK with CLEAR, OBSCURE or INSULATED GLASS


CLOSED SQUARE (104)




CLOSED ARCH (105)




CLEAR SQUARE (115)




CLEAR ARCH (114)




3 LITE SQUARE (106)




3 LITE ARCH (110)



4 LITE SQUARE (107)



4 LITE ARCH (111)



6 LITE SQUARE (112)



6 LITE ARCH (108)



8 LITE SQUARE (113)



8 LITE ARCH (109)



Available for ARCADIA\*, ASHLEY, BROOKLAND\*, DARBY, CHARLTON, FAIRFIELD, GREENBRIAR, MAGNOLIA\*, MIDDLETON, NEWBERRY, RAVENWOOD\* and TANGLEWOOD

\*Closed Square only.

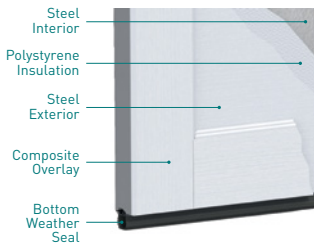
CLOSED SQUARE (104)



CLOSED ARCH (105)



## CONSTRUCTION



### CC4000

**Four-Layer:  
Overlay + Steel + Insulation + Steel**

- 2" thick door with polystyrene insulation and steel interior
- Built with 1-3/8" steel section and 5/8" composite overlay trim

## OVERLAY TRIM



- 5/8" thick composite overlay trim of reclaimed wood fiber and thermoplastic polymer
- Coped edge design
- Sustainable, green building material
- Resists rot, decay, and fungal growth
- Won't flake, blister, peel, pit or corrode

## WINDOWS




- Large rectangular or arched window designs in 24" top sections
- 5/8" thick decorative window grilles with coped edges
- Available in double-strength, obscure or insulated glass

## COLORS


Actual paint colors may vary from samples shown.




TRUE WHITE / WHITE (W1)



ALMOND / WHITE (A1)



WICKER TAN / WHITE (K1)



SANDTONE / WHITE (S1)

Door, window, and overlay can be painted using 100% acrylic exterior latex paint with a Light Reflective Value (LRV) of 8 or higher. Contact paint manufacturer for LRV ratings.


## DOOR WIDTHS

Only available in widths shown; not available in odd widths

6' WIDE\*




12', 14' & 15' WIDE



8', 9' & 10' WIDE



15'6", 15'8", 16' & 18' WIDE



\*Available in Ashley, Charlton, Greenbriar and Laurelbay (no window options).

## DOOR HEIGHTS

Available in 6'6" - 10' heights in 3" increments

7' and 8' TALL



9' TALL



10' TALL



## WARRANTY

- Lifetime limited warranty on finish
- 5-year limited warranty on materials and workmanship
- 5-year limited warranty on hardware
- 10-year limited warranty on window and overlay discoloration
- 5-year limited warranty on overlay delamination

Newberry design with Closed Square in Sandtone/White with Canterbury decorative handles



Northampton design with Madeira windows in Walnut with Canterbury handles and hinges



## AMARR CLASSICA®



Looks can be deceiving. From a distance, you see wood. Up close, it's sturdy, durable, low-maintenance steel. The Amarr Classica collection of carriage house doors. Precision-shaped doors in fresh, clean, classic carriage house styles that go up and down like traditional garage doors. Three-section tall designs, instead of four, help deliver a more authentic carriage house look. Deception never looked so good.

Santiago design with Madeira windows in True White/Gray with Blue Ridge handles and hinges





**Designs**

Unique three-section tall carriage house style doors available in seven stamped-steel panel designs.

See page 25 for complete specifications.

**CL1000**

Single-Layer: Steel

**CL2000**

Double-Layer: Steel + Insulation

**CL3000**

Triple-Layer: Steel + Insulation + Steel

R-VALUE  
**13.35\***

\* For Amarr Classica CL3000 only.

**Decorative Windows & Hardware**

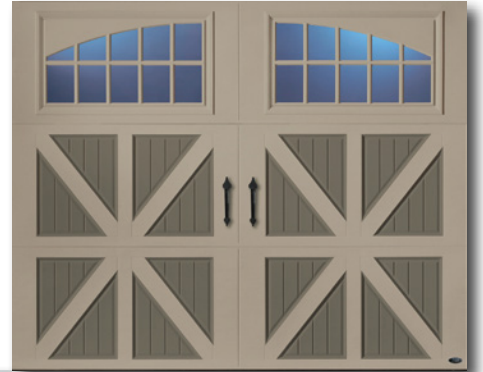
Optional decorative windows & hardware, reminiscent of authentic hardware found on original carriage houses, adds character to your door.

See pp. 8–9 for all window and hardware options.

Lucern with Thames Windows (L10)



Santiago with Seine Windows (S8)



Cortona with Americana Windows (C57)



Tuscany with Closed Arch (T1)



Bordeaux with Closed Square (B2)



**DESIGNS**


Lucern (L)




Tuscany (T)




Santiago (S)



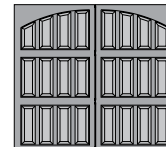
Valencia (V)




Northampton (N)



Bordeaux (B)



Cortona (C)†



† Long Panel Arched Top not available.

# AMARR CLASSICA® & DECORATIVE HARDWARE OPTIONS

## TOP SECTIONS

CLOSED ARCH • Available for TUSCANY (T1),  
SANTIAGO (S1), LUCERN (L1), VALENCIA (V1), CORTONA (C1)



CLOSED SQUARE • Available for TUSCANY (T2),  
SANTIAGO (S2), LUCERN (L2), VALENCIA (V2)



CLOSED DOUBLE ARCH • Available for TUSCANY (T1D), SANTIAGO (S1D), LUCERN (L1D), VALENCIA (V1D), CORTONA (C1D)



CLOSED ARCH • NORTHAMPTON (N1)



CLOSED SQUARE • NORTHAMPTON (N2)



CLOSED ARCH • BORDEAUX (B1)



CLOSED SQUARE • BORDEAUX (B2)



CLOSED SQUARE • CORTONA (C2)



AMERICANA (57)\*



JARDIN (75)\*



TRELLIS (76)\*



\*Tempered obscure glass with baked-on ceramic design.  
Design visibility varies due to lighting.

Visit [amarr.com](http://amarr.com) and access the Amarr Door Designer to view specific designs in various architectural styles.

OBSCURE (0)†



DANUBE (4)‡



MADEIRA (5)‡



NILE (6)‡



RHINE (7)‡



SEINE (8)‡



THAMES (10)‡



†Also available with Clear(C) glass.  
‡Design also available with Obscure (0) glass.

## COLORS

Actual paint colors may vary from samples shown.  
Amarr steel doors are pre-painted; for custom colors, exterior latex paint must be used.



## TWO-TONE PAINT OPTIONS\*

\*Price upcharge applies.

PANEL	BASE DOOR					
	TRUE WHITE	ALMOND	WICKER TAN	SANDTONE	TERRATONE	DARK BROWN
TRUE WHITE						
ALMOND						
WICKER TAN						
SANDTONE						
TERRATONE						
DARK BROWN						
HUNTER GREEN						
GRAY						

## DECORATIVE HARDWARE & LOCK

### ALUMINUM

Available for Amarr Carriage Court, Classica, Oak Summit, Hillcrest, and Designer's Choice collections.

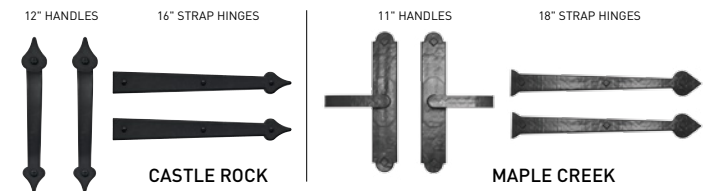


### 10-1/2" HANDLES‡




### MAGNETIC ABS VINYL

Available for Amarr Carriage Court\*\*, Classica, Oak Summit, Hillcrest, and Designer's Choice collections.



### STAMPED STEEL

Available for Amarr Carriage Court, Classica, Oak Summit, Hillcrest, and Designer's Choice collections.



Long Bead Board design with Moonlite DecraTrim in True White with Blue Ridge handles and hinges



## AMARR OAK SUMMIT®



Self-Expression shouldn't cost a fortune. With the Amarr Oak Summit collection it won't.

These durable steel doors offer an attractive carriage house look. Choose from a variety of door colors, decorative hardware, and window accents.

Customize your home with our most affordable carriage house door.

Bead Board design with Mission DecraGlass in Golden Oak with Blue Ridge handles and hinges



**Designs**

The Amarr Oak Summit collection is available in four carriage house designs with your choice of eleven colors. See page 25 for complete specifications.

**OS1000**

Single-Layer: Steel

**OS2000**

Double-Layer: Steel + Insulation


**OS3000**

Triple-Layer: Steel + Insulation + Steel

**Decorative Windows & Hardware**

Give your door a unique carriage house look with a variety of decorative window & hardware options. See page 9 for all decorative hardware options, page 24 for window options.

Raised with Jardin DecraGlass (RS75)



Raised with Stockton DecraTrim (RS20)



Long Bead Board with Sunray DecraTrim (LPBB27)



Bead Board with Prairie DecraTrim (BB21)




Recessed with Arched Thames DecraTrim (RE31)




**DESIGNS**


Bead Board (BB)




Long Bead Board (LPBB)



Recessed (RE)



Raised (RS)



**COLORS**

Actual paint colors may vary from samples shown. Amarr steel doors are pre-painted; for custom colors, exterior latex paint must be used.



TRUE WHITE



ALMOND



WICKER TAN



SANDTONE



TERRATONE



DARK BROWN



HUNTER GREEN\*



GRAY\*



GOLDEN OAK†



WALNUT†



MAHOGANY†

\*Color only available in Amarr Oak Summit OS3000.

†Price upcharge applies.

Raised design with Arched Thames DecraTrim in Wicker Tan with Alpine handles



## AMARR HILLCREST

Beauty that's more than skin deep. With the Amarr Hillcrest collection, you get more than a custom carriage house look with a wide range of colors, decorative hardware and window styles.

You get exceptional style and durability with conventional hardware at a competitive price.

The Amarr Hillcrest. Value is a beautiful thing.

Bead Board design with Wagon Wheel DecraTrim in True White with Blue Ridge handles and hinges



**Designs**

The Amarr Hillcrest collection is available in four carriage house designs with your choice of four color options.

See page 25 for complete specifications.

**HI1000**

Single-Layer: Steel

**HI2000**

Double-Layer: Steel + Insulation

**HI3000**

Triple-Layer: Steel + Insulation + Steel

**R-VALUE**  
**9.05\***

\* For Amarr Hillcrest HI3000 only.

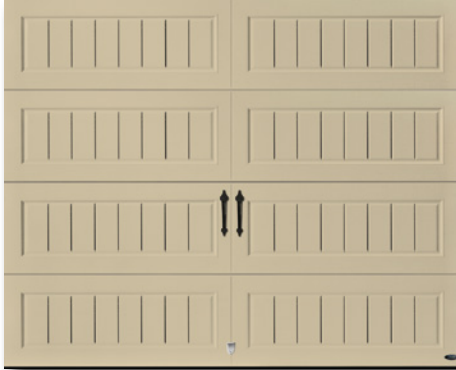
**Decorative Windows & Hardware**

Choose DecraTrim window inserts or DecraGlass windows to coordinate with your home's design along with optional decorative hardware.

See page 24 for all window options.

For decorative hardware, see page 9.

Long Bead Board with Closed Square (LPBB)



Raised with Waterford DecraTrim (RS25)



Recessed with Stockton Decratrim (RE20)



Bead Board with Cascade DecraTrim (BB23)



Recessed with Mission DecraGlass (RE71)




**DESIGNS**


Bead Board (BB)




Long Bead Board (LPBB)



Recessed (RE)



Raised (RS)



**COLORS**

Actual paint colors may vary from samples shown. Amarr steel doors are pre-painted; for custom colors, exterior latex paint must be used.



TRUE WHITE



ALMOND



WICKER TAN



SANDTONE



TERRATONE



DARK BROWN



GOLDEN OAK†



WALNUT†



MAHOGANY†

† Price upcharge applies.

Bead Board design with Stockton DecraTrim in True White with Blue Ridge handles and hinges



## AMARR DESIGNER'S CHOICE

Design and energy efficiency make the Amarr Designer's Choice doors popular models.

With triple-layer construction and superior insulation R-value of 19.40\*, these durable, low-maintenance doors give you the ultimate in quiet operation and energy efficiency.

Recessed design with Stockton DecraTrim in Black





**Designs**

The Amarr Designer's Choice model is available in four carriage house designs and six color options. See page 25 for complete specifications.

**DC3200**

Triple-Layer: Steel + Insulation + Steel

R-VALUE  
**19.40\***

\* For True White Bead Board only. 13.35 R-value for all other panels and colors.

**Decorative Windows & Hardware**

Choose from DecraTrim inserts or DecraGlass windows to best coordinate with your home.

See page 24 for all window options. For decorative hardware, see page 9.

Bead Board with Cascade DecraTrim (BB23)



Long Bead Board with Stockton DecraTrim (LPBB20)



Raised Closed (RS)



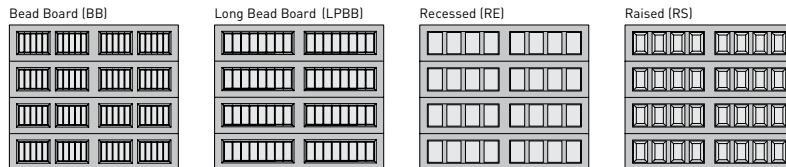
Bead Board with Victorian DecraGlass (BB54)



Recessed with Moonlite DecraTrim (RE24)



**DESIGNS**



**COLORS**

Actual paint colors may vary from samples shown. Amarr steel doors are pre-painted; for custom colors, exterior latex paint must be used.



\*Price upcharge applies. Walnut and Mahogany Available Fall 2016.

Long Panel design with Prairie DecraGlass in Walnut



## AMARR HERITAGE™



Tradition never goes out of style. Choose from four different panel designs to create the steel garage door you always wanted. The Amarr Heritage collection features low-maintenance, heavy gauge steel doors in your choice of traditional styles.

Great looks for years to come.

Short Panel design with Prairie DecraTrim in True White



**Designs**

The Amarr Heritage collection is available in a variety of panel designs and colors.

See page 25 for complete specifications.

**HR1000**

Single-Layer: Steel

**HR2000**

Double-Layer: Steel + Insulation

**HR3000**

Triple-Layer: Steel + Insulation + Steel

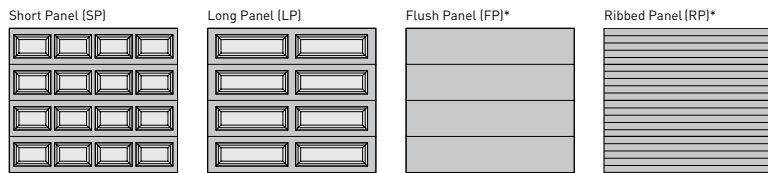
**Decorative Windows & Hardware**

Choose from contemporary or craftsmen DecraGlass windows or DecraTrim window inserts to coordinate with your home.

See page 24 for all window options, page 9 for decorative lock option.



**DESIGNS**



\*Available in Amarr Heritage HR3000 only.

**COLORS**

Actual paint colors may vary from samples shown. Amarr steel doors are pre-painted; for custom colors, exterior latex paint must be used.



†Price upcharge applies. Woodgrain finishes are dual directional for all panel designs.

Short Panel design in Golden Oak



## AMARR STRATFORD®



Time-honored style. The Amarr Stratford collection offers four traditional designs, 11 color choices, and 21 decorative window options. This durable and low-maintenance collection provides section interfaces designed to reduce the risk of serious finger and hand injuries.

The Amarr Stratford collection. A statement of style.

Long Panel design with Trellis DecraGlass in Sandtone



**Designs**

The Amarr Stratford collection is available in a variety of panel designs and 11 colors.

See page 25 for complete specifications.

**ST1000**

Single-Layer: Steel

**ST2000**

Double-Layer: Steel + Insulation

**ST3000**

Triple-Layer: Steel + Insulation + Steel

**Decorative Windows & Hardware**

Choose from contemporary or craftsmen DecraGlass windows or DecraTrim window inserts to coordinate with your home.

See page 24 for all window options, page 9 for decorative lock option.

Short Panel with Sunray DecraTrim (SP27)



Long Panel with Heartland DecraGlass (SP70)



Ribbed Panel (RP)\*



Long Panel with Stockton DecraTrim (LP20)

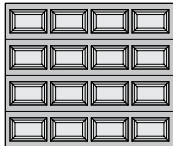


Flush Panel (FP)\*

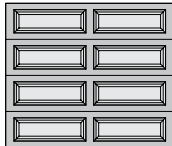


**DESIGNS**


Short Panel (SP)



Long Panel (LP)



Flush Panel (FP)\*



Ribbed Panel (RP)\*



\*Available on Amarr Stratford ST3000 only.

**COLORS**

Actual paint colors may vary from samples shown. Amarr steel doors are pre-painted; for custom colors, exterior latex paint must be used.



TRUE WHITE



ALMOND



WICKER TAN



SANDTONE



TERRATONE



DARK BROWN



HUNTER GREEN\*



GRAY\*



GOLDEN OAK†



WALNUT†



MAHOGANY†

\*Color only available in Amarr Stratford ST3000.

†Price upcharge applies. Woodgrain finishes are dual directional for all panel designs.

Long Panel design with Stockton DecraTrim in True White



## AMARR LINCOLN

Traditional style. Exceptional value. The Amarr Lincoln collection combines unique, yet timeless traditional designs and color options with the durability & strength of steel and conventional hardware. Along with 21 decorative window choices, this affordable collection delivers premium style at a competitive price.

The Amarr Lincoln. A new tradition of style and value.

Short Panel design with Cascade DecraTrim in Sandtone



**Designs**

The Amarr Lincoln collection is a traditional door offered in Short, Long, Flush, or Ribbed panel designs. Four colors are available. See page 25 for complete specifications.

**LI1000**

Single-Layer: Steel

**LI2000**

Double-Layer: Steel + Insulation

**LI3000**

Triple-Layer: Steel + Insulation + Steel

R-VALUE  
**9.05\***

\* For Amarr Lincoln LI3000 only.

**Decorative Windows**

Choose from DecraTrim window inserts or DecraGlass windows to coordinate with your home's design. See page 24 for all window options.

Short Panel with Chalet DecraGlass (SP56)



Flush Panel (FP)\*



Long Panel with Cascade DecraTrim (LP23)



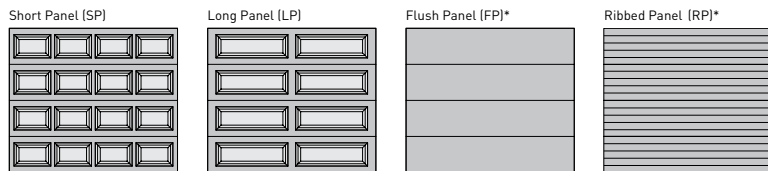
Ribbed Panel (RP)\*



Short Panel with Prairie DecraTrim (SP21)



**DESIGNS**



\*Available in Amarr Lincoln LI3000 only.

**COLORS**

Actual paint colors may vary from samples shown. Amarr steel doors are pre-painted; for custom colors, exterior latex paint must be used.



TRUE WHITE    ALMOND    WICKER TAN    SANDTONE    TERRATONE    DARK BROWN    GOLDEN OAK+    WALNUT+    MAHOGANY+

\*Price upcharge applies. Woodgrain finishes are dual directional for all panel designs.

Short Panel design with Stockton DecraTrim in True White



## AMARR OLYMPUS

When it comes to ultimate protection, the Amarr Olympus stands tall.

With triple-layer construction and superior insulation R-value of 19.40\*, these durable, low-maintenance doors give you the ultimate in quiet operation and energy efficiency.

Long Panel design with Waterford DecraTrim in Almond





**Designs**

The Amarr Olympus model is available in Short Panel and Long Panel designs and six color options.

See page 25 for complete specifications.

**OL3200**

Triple-Layer: Steel + Insulation + Steel



\* For True White Short Panel only. 13.35 R-value for all other panels and colors.

**Decorative Windows**

Choose from DecraTrim inserts or DecraGlass windows to best coordinate with your home.

See page 24 for all window options.

Short Panel with Prairie DecraTrim (SP21)



Long Panel with Moonlite DecraTrim (LP24)



Short Panel with Sunray DecraTrim (SP27)



Short Panel with Riviera DecraGlass (SP55)

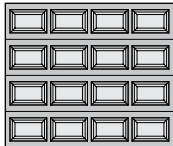


Long Panel with Thames DecraTrim (LP30)

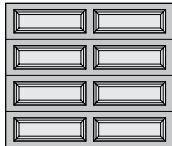


**DESIGNS**

Short Panel (SP)



Long Panel (LP)



**COLORS**

Actual paint colors may vary from samples shown. Amarr steel doors are pre-painted; for custom colors, exterior latex paint must be used.



TRUE WHITE



ALMOND



WICKER TAN



SANDTONE



DARK BROWN



BLACK†



WALNUT†



MAHOGANY†

†Price upcharge applies. Walnut and Mahogany Available Fall 2016.

# WINDOW & COLOR OPTIONS

Visit [amarr.com](http://amarr.com) and access the Amarr Door Designer to view specific designs in various architectural styles.

## DECRA TRIM WINDOW INSERTS Available with Clear or Obscure Glass.

SHORT PANEL <sup>1</sup>	LONG PANEL <sup>2</sup>
<b>CLEAR (C)</b> 	
<b>OBSCURE (O)</b> 	
<b>STOCKTON (20)</b> 	
<b>PRAIRIE (21)</b> 	
<b>CATHEDRAL (22)</b> 	
<b>CASCADE (23)</b> 	
<b>WATERFORD (25)</b> 	
<b>WAGON WHEEL (26)</b> 	
<b>SUNRAY (27)</b> 	
<b>FULL SUNRAY (28) Short Panel</b> 	
<b>FULL SUNRAY (28) Long Panel</b>	<small>Available for 15'6", 15'8", 16', 17', and 18' widths only.</small>
<b>FIVE PIECE SUNRAY (29) for 10' Short Panel Door</b> 	<small>Available only in True White.</small>
<b>THAMES (30) Long Panel</b> 	<b>ARCHED THAMES (31) Long Panel</b> 
<b>MOONLITE (24) Long Panel</b> 	

## DECRA GLASS™ WINDOWS Tempered obscure glass with baked-on ceramic designs.

SHORT PANEL <sup>1</sup>	LONG PANEL <sup>2</sup>
<b>VICTORIAN (54)</b> 	
<b>RIVIERA (55)*</b> 	
<b>CHALET (56)</b> 	
<b>AMERICANA (57)</b> 	
<b>HEARTLAND (70)</b> 	
<b>MISSION (71)</b> 	
<b>PRAIRIE (72)†</b> 	
<b>JARDIN (75)</b> 	
<b>TRELLIS (76)</b> 	

\* Clear glass with printed frost pattern. DecraTrim and DecraGlass design visibility varies due to lighting.  
† Obscure glass with v-groove.

SHORT PANEL: <sup>1</sup>Available for Amarr Heritage, Stratford, Lincoln and Olympus collections.  
LONG PANEL: <sup>2</sup>Available for Amarr Heritage, Stratford, Lincoln, Oak Summit, Hillcrest, Olympus and Designer's Choice collections.

## STEEL COLORS

See specifications on page 25 for model availability. Amarr steel doors are pre-painted; for custom colors, exterior latex paint must be used. Visit [amarr.com](http://amarr.com) for instructions on painting.

TRUE WHITE	ALMOND	WICKER TAN	SANDTONE	TERRATONE	DARK BROWN	HUNTER GREEN	GRAY	BLACK‡	GOLDEN OAK‡	WALNUT‡	MAHOGANY‡

‡Price upcharge applies.

# SPECIFICATIONS

	CARRIAGE HOUSE DESIGN							TRADITIONAL DESIGN											
	AMARR CARRIAGE CLASSICA CC4000	AMARR CLASSICA CL3000	AMARR OAK SLAT OS1000	AMARR OAK SLAT OS2000	AMARR OAK SLAT OS3000	AMARR HILCREST HIG3000	AMARR HILCREST HIG4000	AMARR DESIGNER'S CHOICE DS2000	AMARR HERITAGE HR1000	AMARR HERITAGE HR2000	AMARR HERITAGE HR3000	AMARR STURDIO ST1000	AMARR STURDIO ST2000	AMARR STURDIO ST3000	AMARR LINCOLN LI1000	AMARR LINCOLN LI2000	AMARR LINCOLN LI3000	AMARR OAKS OS2000	
<b>PANEL DESIGNS</b> (Safe Guard)	✓	✓	✓	✓	✓	✓	✓	✓	✓	✓	✓	✓	✓	✓	✓	✓	✓	✓	✓
Short																			
Long																			
Flush																			
Ribbed																			
Carrriage House																			
<b>CONSTRUCTION LAYERS</b>	4	1	2	3	4	4	4	4	1	2	3	1	2	3	1	2	3	3	3
Steel																			
Steel + Insulation																			
Steel + Insulation + Steel																			
Overlay + Steel + Insulation + Steel																			
<b>DOOR THICKNESS</b>	2" (5.1cm)	2" (5.1cm)	2" (5.1cm)	2" (5.1cm)	2" (5.1cm)	2" (5.1cm)	2" (5.1cm)	2" (5.1cm)	2" (5.1cm)	2" (5.1cm)	2" (5.1cm)	2" (5.1cm)	2" (5.1cm)	2" (5.1cm)	2" (5.1cm)	2" (5.1cm)	2" (5.1cm)	2" (5.1cm)	2" (5.1cm)
<b>INSULATION</b>	Polystyrene†	Polystyrene†	Polystyrene†	Polystyrene†	Polystyrene†	Polystyrene†	Polystyrene†	Polystyrene†	Polystyrene†	Polystyrene†	Polystyrene†	Polystyrene†	Polystyrene†	Polystyrene†	Polystyrene†	Polystyrene†	Polystyrene†	Polystyrene†	Polyurethane
<b>R-VALUE</b> ‡	6.48	6.64	13.35	6.64	6.48	6.64	6.48	9.05	6.64	6.64	9.05	6.64	6.64	6.48	6.64	6.64	9.05	6.64	19.40†/13.35‡
<b>STEEL THICKNESS</b>																			
Gauge (ga)	24 ga	24 ga	25/27 ga	25 ga	27/27 ga	25 ga	27/27 ga	27/27 ga	24 ga	24 ga	24/27 ga	25 ga	25 ga	27/27 ga	25 ga	25 ga	27/27 ga	25 ga	27/27 ga
Gauge (mm)	0.61mm	0.61mm	0.53/0.42mm	0.53mm	0.42/0.42mm	0.53mm	0.42/0.42mm	0.42/0.42mm	0.61mm	0.61mm	0.61/0.42mm	0.53mm	0.53mm	0.42/0.42mm	0.53mm	0.53mm	0.42/0.42mm	0.42/0.42mm	0.42/0.42mm
<b>WOODGRAIN EXTERIOR TEXTURE</b>																			
<b>END STILES</b>																			
Galvanized																			
Painted																			
<b>THERMAL SEAL</b>																			
<b>BOTTOM WEATHER SEAL</b>																			
Steel Retainer																			
Aluminum Retainer																			
Extruded Vinyl																			
<b>DECORATIVE WINDOW OPTIONS</b>																			
<b>WINDOW GLASS OPTIONS</b>																			
3/32" (0.24cm) Single Strength																			
1/8" (0.32cm) Tempered 2X Strength																			
Insulated Glass																			
Obscure																			
<b>DECORATIVE HARDWARE OPTIONS</b>																			
<b>EXTERIOR COLOR OPTIONS</b>																			
True White																			
Almond																			
Wicker Tan																			
Sandstone																			
Terratone																			
Dark Brown																			
Hunter Green																			
Gray																			
Black																			
Golden Oak																			
Walnut																			
Mahogany																			
<b>WIND LOAD- AVAILABLE</b>																			
<b>WARRANTY</b>																			
Paint Finish <sup>5</sup>	Lifetime	Lifetime	Lifetime	Lifetime	Lifetime	Lifetime	Lifetime	Lifetime	Lifetime	Lifetime	Lifetime	Lifetime	Lifetime	Lifetime	Lifetime	Lifetime	Lifetime	Lifetime	Lifetime
Workmanship/Hardware <sup>5</sup>	5 Years	3 Years	Lifetime	1 Year	2 Years	15 Years	25 Years	25 Years	3 Years	5 Years	Lifetime	15 Years	2 Years	3 Years	1 Year	2 Years	3 Years	25 Years	Lifetime

1 Insulation on Amarr brand doors has passed self-ignition, flame spread, and smoke developed mean fire testing.

2 Calculated door section R-value is in accordance with DASMA TDS-163.

3 With White Overlay.

4 It is your responsibility to make sure your garage door meets local building codes.

5 For complete warranty details, visit amarr.com or contact your local Amarr dealer.

6 Available Fall 2016.

NOTE: Optional door locks and various heights and widths are available thru your local garage door dealer.



Amarr Classica Bordeaux design with Americana windows in True White



**Our Philosophy.** Since 1951, we have successfully raised the standards of quality, value, and dependability in the garage door industry. Today, with the same promise of individual attention and great value for all our customers, we remain committed to offering Amarr products and services that raise those standards even higher.

Visit [amarr.com](http://amarr.com) for additional products, such as Amarr by Design custom wood carriage house doors, specialty doors, garage flooring, accessories, and a full line of Amarr commercial sectional, rolling slat, and rolling steel doors.

Your Local Amarr Dealer:

**Entrematic**  
165 Carriage Court  
Winston-Salem, NC 27105  
800.503.DOOR  
[www.amarr.com](http://www.amarr.com)



Entrematic, Amarr, Classica, Heritage, Stratford, and Oak Summit as words and logos are trademarks owned by Entrematic Group AB or companies within the Entrematic Group.

Technical data subject to change without notice.

Sectional door products from Entrematic may be the subject of one or more U.S. and/or foreign, issued and/or pending, design and/or utility patents.

©Entrematic Group AB 2016. All rights reserved.  
Printed in USA Form #6450916/50M/GVS

**ENTRE/MATIC**

