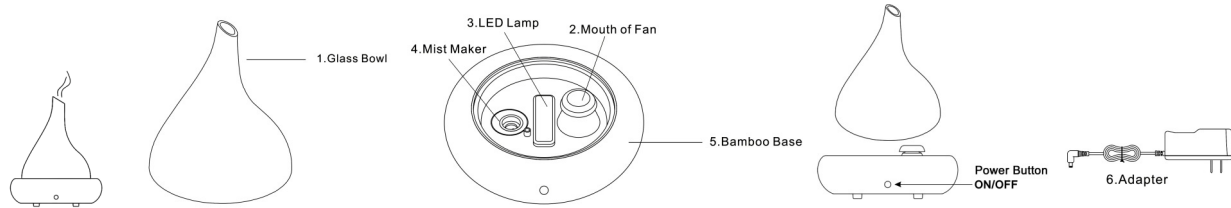


AromaScape™ Glass & Bamboo Ultrasonic Diffusing Mister INSTRUCTIONS

PARTS



FEATURES

Uses Ultrasonic vibrations to transform your essential oil and water into a healthy, fragrant mist.

1. Water Capacity: 100 mL (3.38 fl oz)
2. Suggested Room Size: 200 - 300 sq ft
3. Continuous Operation: up to 8 hours
4. Light Mode: Rotating color change, OFF
Power Button: Soft blue glow while unit is operating
5. Automatic safety shut-off
6. Power: AC Adapter included, UL approved

CARE & MAINTENANCE

Always remove the power cord before cleaning. Only use the power cord that is supplied with the unit.

When not in use, empty the water and dry with a soft cloth to avoid mineral buildup.

To remove possible buildup, gently use a cotton swab dipped in white vinegar to wipe out the inside.

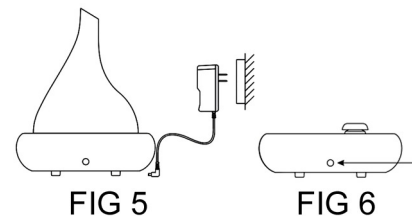
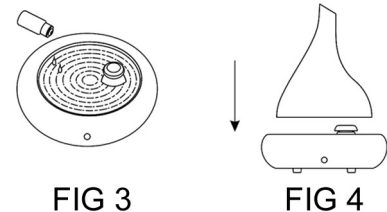
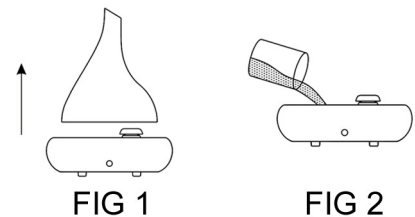
* SpaRoom® KLENZOR™ tablets may be used to renew diffuser to like-new condition.

Note: The vibration plate should not come in contact with any hard or sharp objects.

Do not use strong cleaning agents.

INSTRUCTIONS FOR USE

1. Remove Cover from the Bamboo Base. (FIG 1)
2. Add 100 mL (3.38 fl oz) cool tap water into the water tank. (FIG 2)
3. Add 2-3 drops of your choice of essential oil (not included) into the water tank. (FIG 3)
4. Replace Cover. (FIG 4)
5. Insert the Adapter's connector into the DC jack input under the base of the diffuser. Plug the Adapter into the wall outlet. (FIG 5)
6. **Power Button:** (FIG 6)
 - 1st Push = Continuous mist and rotating color change
 - 2nd Push = Continuous mist, no lights
 - 3rd Push = Turns unit off
7. The unit will automatically shut off when water level becomes too low.
8. Use only 100% natural essential oil.



Go to www.sparoom.com for information about our product warranty policy.

