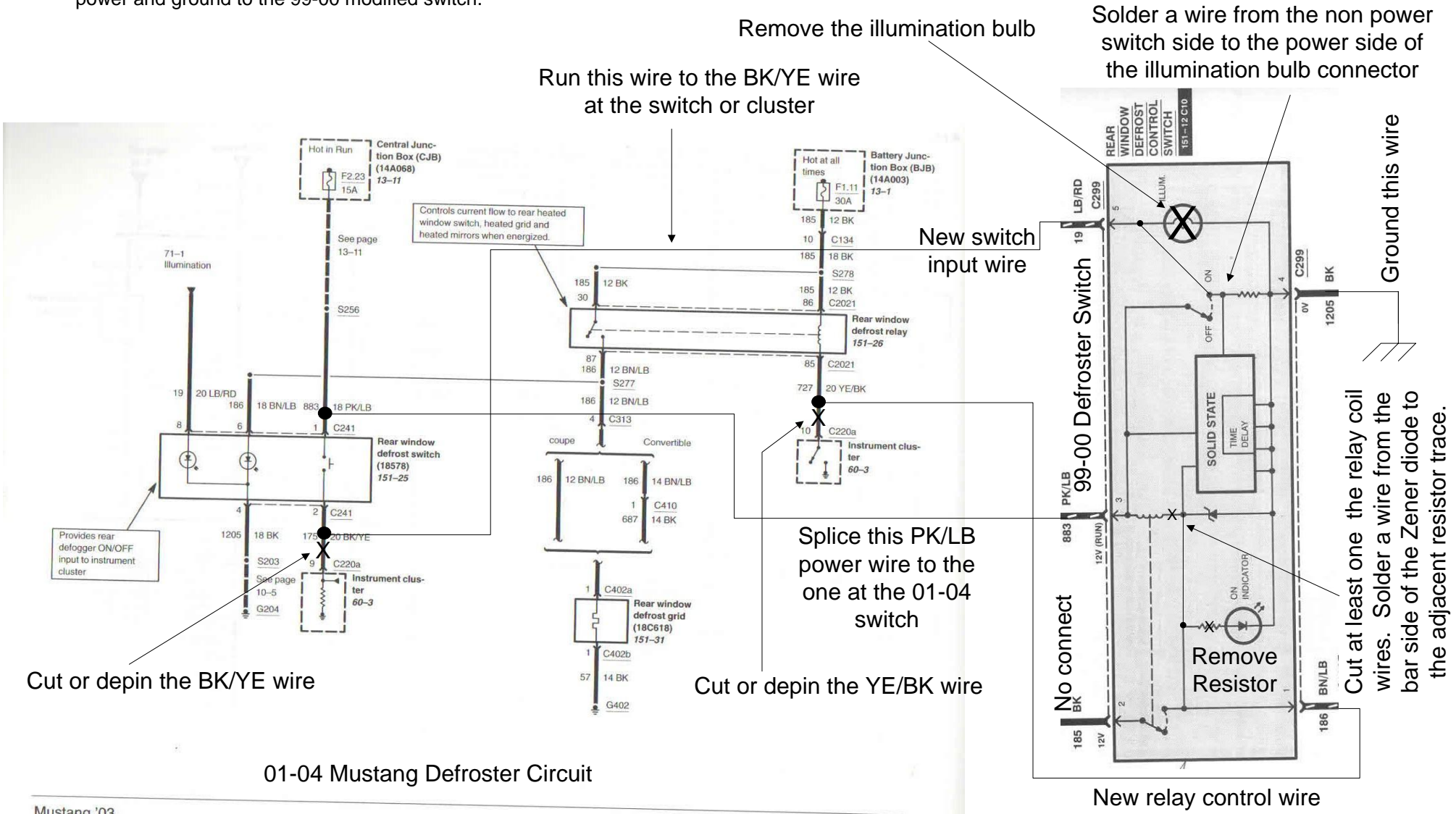




How to Swap a 99-00 Mustang Instrument Cluster into an 01-04 Mustang

© Mark Olson, Accutach Co. 2015


The rear window defroster timer in an 01-04 Mustang is in the instrument cluster while it is in the switch in a 99-00 Mustang. If you want to swap a 99-00 cluster into an 01-04 car, you need to cobble up the timer from a 99-00 switch to work in the newer car. You will need to wire the newer car switch to a modified 99-00 switch. Then you need to run a wire from the modified 99-00 switch to control the defroster relay in the newer car. You also need to run power and ground to the 99-00 modified switch.





You will need to acquire a working 99-00 Mustang defroster switch module and wiring pigtail, probably from a junkyard. Then you need to dismantle the switch module. Pop the 4 black tabs on the top and bottom of the button cover along with the two white tabs on the sides to remove the button cover:




Remove the illumination lamp and then the white button slider and its springs:




Pop the two top and two bottom tabs at the connector to get the circuit board out of the module body:




Remove the LED current limiting resistor and short the two indicated pads:




Cut one or both of the relay coil pins to disable the relay:



Here is the top view of the modified circuit board:



Here is the bottom view of the modified circuit board:



Reassemble the modified module without the button cap, slider, springs, illumination bulb or removed resistor. Cover the bulb socket with electrical tape:



Mount the module in a convenient place under the dash.

Connect the Light Blue/Red wire to the 01-04 Black/Yellow Rear Window Defroster Switch signal wire.

Connect the smaller Black wire to ground in the 01-04 car.

Connect the Pink/Light Blue wire to the 01-04 Pink/Light Blue Rear Window Defroster Switch power wire.

No connect.

Connect the Brown/Light Blue wire to the 01-04 Yellow/Black Rear Window Defroster relay control wire. Use a smaller gauge wire similar to the top 3 wires. The heavy gauge wire is not required.