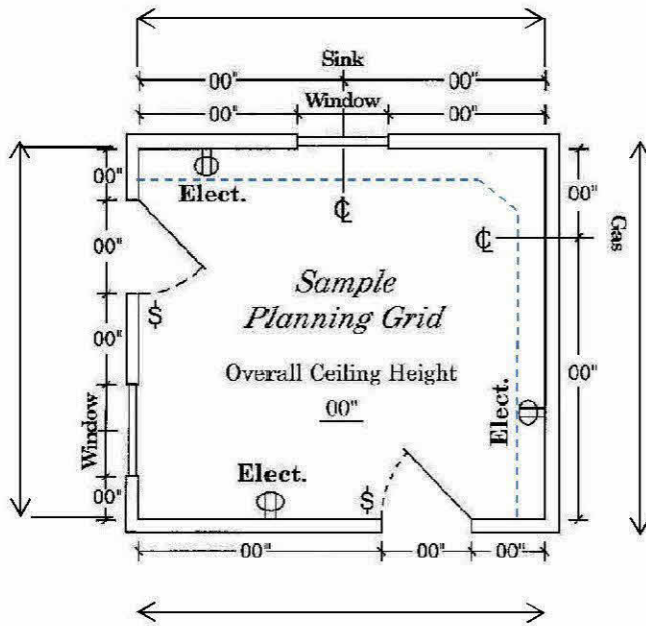




Home Kitchens

Where Dream Kitchens are Born

Show all Measurements in Inches



1. Draw an outline of your kitchen or Bathroom as per example.
2. List all walls measurements from corner of room to opposite corner. "Over all measurements"
3. List inside Measurements from Corners of room to any openings such as a Door way or window. If there is trim Measure to the trim but do not include trim widths in the measurements.
4. Then Measure all openings, now include all trim in the measurements. See Examples "C" below.
5. Note plumbing and gas line locations.
6. Measure height of Ceiling in all 4 corners of the room.
7. Measure heights of soffits if applicable off floor.
8. Not any Pass-trough's "Openings into other rooms" that are not doorways.
9. Note any Knee walls and their heights if applicable.
10. Note if plumbing is coming from wall, floor or both.
11. Note room has basement or Crawl space below.
12. Note floor type, and if it's on a slab. "Cement" or # 11 above.
13. Supply all appliance and or Bath fixture sizes, locations, drain or connections areas
14. Note wall information, Such as tiled, Wall paper.




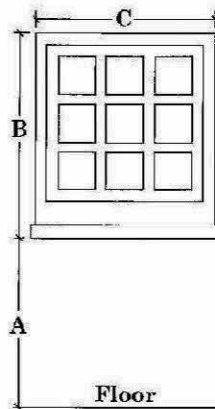
SOFFITS

Check all that Apply.

Does your kitchen have soffits?
 Are you keeping the soffits?
 Is there vent in the soffits?
 Do you know if there is any plumbing, Electrical, Ductwork or and obstruction in soffits?
 If yes then provide as much detail as Possible.
 Draw out soffits in measurements and note height soffits start off floor, Depth and height of soffits.

Remember to:

Take Pitchers and bring them with you
 Bring in all appliance specifications
 Bring you wish list



Windows

Measure each window in the kitchen and record below. All measurements should be from outside edge of trim. If window treatments are to be used, they will be:

Allow 3" for outside Mount Window treatments

	A	B	C
Window 1			
Window 2			
Window 3			
Window 4			

Doors/Archways

Measure each door in the kitchen and record below. All measurements should be from outside edge of trim to outside edge of trim. If patio doors are to have draperies or blinds, they will be:

	A	B	C
Door 1			
Door 2			
Door 3			
Door 4			

How to Properly Measure your Kitchen or Bathroom