

3 Family

25 – 46 hp Compact Utility Tractors



Built to exceed your
toughest expectations.
That's how we run.





All that we are...
in all that we build
The 3 Family

“I want customers to be completely satisfied with what they purchase. Not only are they buying a John Deere, but they’re buying, well, my craftsmanship... and everybody else that works at this facility.”

*Randy – John Deere Assembly Technician
John Deere Commercial Products
Augusta, Georgia*

Because every property is different, the 3 Family compact utility tractors come in a variety of different configurations to work best for you.

The 3E Series ... with new 25 horsepower[†] model

If you've got a lot of work to do, but not a lot of budget - the 3E Series makes a great choice. This basic, hardworking and affordable tractor is powered by a fuel-efficient diesel engine and is one of the most reliable in the John Deere tractor line-up. It's now available in 25, 32 or 38 engine horsepower[†], and has a hydrostatic transmission with Twin Touch™ pedals, which makes operating the 3E a breeze.

The Premium 3R Series

If you want to up your comfort and capability, the 3R Series is your best bet. This tractor makes long days feel better with features like folding armrests, 15-degree swivel seat and an adjustable steering wheel. You also have the option to add a climate-controlled cab. The 3R is available with 33, 39 and 46 engine horsepower, in both hydrostatic or 12F/12R PowrReverser™ gear transmissions.

And now we're backing these tractors with an industry-leading 6-year powertrain warranty*. It's standard, comes at no cost, and covers both residential AND commercial use. It's just one more reason why – Nothing Runs Like a Deere.

* Beginning 1/1/2016 all Compact Utility Tractors purchased new from an authorized John Deere Dealer comes standard with a 6 year/2000 hour (whichever comes first) Power Train warranty. See the Limited Warranty for New John Deere Turf & Utility Equipment at dealer for details.



INDUSTRY-LEADING
6-YEAR
POWERTRAIN
WARRANTY!

3E Series

The capable, competent, economical compact

Does a “basic” compact utility tractor really have to come at the expense of performance or capability? Not when it’s a John Deere E Series Tractor. The affordable 3E Series handles a wide range of chores without breaking a sweat. Or breaking the budget.

With up to 38 engine horsepower, standard high-capacity hydraulics, four-wheel drive, hydrostatic transmission, Twin Touch™ pedal controls, and a versatile Category 1 3-point hitch, the 3E Series is one surprisingly capable compact. And not only does it fit conveniently in a small garage, but it also fits easily within a smaller budget.

That’s how we run.





The new 3025E is the latest addition to the affordable 3E Series, with all the capability you need at a lower price.



Whether it's your property, or your client's, the 3E Series will help get the job done with the power you need, and the features you want.



ASAE Roll Over Protection System (ROPS) enhances safety, and folds to fit easily in low doorways.

- 1. **Comfortable open operator station** features a spine-pleasing seat, folding ROPS, and color-coded controls for easy operation.
- 2. Optional **iMatch™ Quick-Hitch** makes lining up and attaching rear implements a snap.
- 3. **Dual hydraulic pumps provide effortless power steering**, something you'll appreciate when you've got some serious loader work.
- 4. **Liquid-Cooled Diesel Engine.** Efficient diesel engines that offer deep reserves of torque for handling tough loads.
- 5. **Standard differential lock and 4-wheel-drive** add traction to help tackle sandy soil, mud, and tough chores.



Everything you expect out of a compact tractor, except the high price.


Hydrostatic Twin Touch™ pedals let you easily control the direction and speed of travel of the tractor without having to lift your foot off the platform.



Want to work at a steady pace? The 3E has you covered with optional cruise control. Get to your desired ground speed using the intuitive Twin Touch™ pedals, set the cruise and go.



Forget the days of stopping the tractor and manually shifting the PTO to engage. With the electro-hydraulic PTO you can turn on your implement while you're on the go, so you can get work done faster and easier.



Add an optional John Deere iMatch™ Quick-Hitch and you will be able to hook up 3-point implements quickly and easily. Simply line up, back up, lift the hitch and secure.



The 3E comes standard with a fender-mounted storage compartment, a convenient spot for gloves, hitch pins, and cell phones.



The adjustable seat is equipped with heavy-duty spring suspension, making a comfortable ride for an operator of any height. The spacious, uncluttered platform makes entry and exit easier and provides plenty of space, even for the largest footwear.

From the gravel pile to the arena – and everywhere in between – the 3E gets it done.



When you're ready to do tough loader work, so is the new 3025E. This affordable 25 horsepower model has the same D160 loader as the 32 and 38 horsepower⁺ models.



The 3E's compact wheelbase – even when equipped with a loader – lets you maneuver easily around tight spots and confined spaces.



The 3E's power and maneuverability make it ideal for raking and grooming equine arenas.



Got acres of ground to prep? A 3E equipped with a Frontier Rotary Tiller can knock out big acres in no time.

3R Series

We run premium ... because workdays run long.

Building, mowing, digging, tilling – sunrise to sunset – it's all in a day's work. That's why we made the 3R Series Compact Utility Tractors premium in every aspect ... and literally from the ground up.

So what does "premium" feel like? Durable, heavy-duty frames for increased weight and more power to the ground. Rugged diesel engines pumping out up to 46 engine horsepower. High-capacity hydraulics that make loader work effortless. Choice of dependable gear or hydrostatic transmission options. Standard four-wheel drive. An open operator station, or a climate controlled cab for year-round productivity. Easy-to-use controls and an ergonomic seat that's still comfortable after a 15-hour day ... that's what a truly premium operating experience feels like. That's how we run. And you'll feel it...

Because when workdays run long, Nothing Runs Like a Deere.



NOTICE

COLD
TEST IN PROGRESS
DO NOT ENTER



“We want to make darn sure it's out-the-door perfect”





Hot days forecasted? No worries. With the 3R's climate-controlled cab, you'll stay comfortable no matter what the weather does.

Load more. Lift more. Do more. Take home a 3R and start tackling those chores you've been putting off... your property will thank you.



1. **Operator station** – Ergonomic scissor suspension seat and color-coded control layout make operation a snap. Choose the open station for basic chores, or the cab configuration for year-round productivity.
2. **AutoConnect™ Deck** – Attach a mid-mount mower deck in seconds. Just drive over it, then drive off with it. The PTO shaft connects automatically.
3. Independent hydraulic pumps provide **effortless Power Steering** even during loader operation.
4. **Quik-Tach™ backhoes**. Get hooked up, and get digging in under five minutes.
- 5 **Quik-Park™ H160 and H165 Loaders** can be attached and detached (with integrated parking stand) in less than three minutes with no tools.
6. **Standard differential lock and 4-wheel-drive** add traction on tough ground.



Run at your own speed. Whether you prefer a geared transmission with a PowrReverser™, – or a hydrostatic transmission with our intuitive Twin Touch™ pedals, the 3R Series has the options to fit the way you run.

PowrReverser™ Transmission – We built our rugged and reliable PowrReverser transmission to run strong, and run long. Work requiring frequent directional changes are this transmission's bread and butter. With 12 forward gears, 12 reverse gears, and no-stop forward to reverse shifting with the flip of a lever... hard work? We run toward it, not away.

Hydrostatic Transmission – Simple, Twin Touch™ pedal controls make the 3R's hydrostatic transmission one of the simplest to operate in its class. Our easy-to-use pedal controls reduce muscle fatigue, while making loader chores and dozens of other tasks a snap. With the standard automotive-style cruise control, you can set your working speed – then sit back and enjoy the ride.





Run forward always. We built cutting edge technology into the 3R with hydrostatic controls like automotive-style cruise control, LoadMatch™, MotionMatch™, and SpeedMatch™, now in one easily accessible cluster.

LoadMatch™ – If you run with heavy loads, LoadMatch will automatically adjust engine speed to get the work done more efficiently than ever.

MotionMatch™ – Run with precision ... adjust transmission responsiveness with the turn of a dial.

SpeedMatch™ – Run with consistency ... Pre-set maximum speed to improve accuracy and safety, especially on low-speed applications.





“
When customers buy our units, I want them to be completely satisfied
”



Run strong. Start after start. Year after year.

Too many things these days are disposable. And it may sound old-fashioned – 175 years old-fashioned – but that’s not how we run. That’s why at the heart of every 3R Series beats up to 46 horsepower of reliable, Final Tier 4 emissions compliant, liquid-cooled diesel engine. They’re tested. Thousands of hours, under heavy loads, even at minus 28 degrees Fahrenheit ... just to make sure that when you’re ready to work ... so is your tractor. And not just today, but weeks, months, and years from now. Looking for performance? Reliability? Uptime? It all starts under the hood.



Run in comfort. Season after season.

Work doesn't take the day off because it's hot outside, or cold outside... and neither do you. That's not how you run. So we built the 3R Series with the option of a climate-controlled cab to help you handle the toughest chores, even in the toughest weather. The improved HVAC system makes scorching summer months, or blizzarding winter ones, feel like just another day in your window office.





Making your work easier – that’s how we run.

With our patented AutoConnect™ drive-over mower decks, it’s never been easier to attach a mid-mount mower to your utility tractor. Simply drive over the deck... then drive off with it... and get mowing.

For digging and excavation work, attach the 375A or 385A backhoe to the 3R in under five minutes ... and dig in.

Optional front-hitch and front PTO offer even greater machine versatility through implements like front-mounted snow blowers and rotary brooms.

You’ll spend less time switching out implements and attachments... and more time getting things done – All with the 3R Series.



Choose the 72D deck and cover more ground in less time. You’ll appreciate the ease of AutoConnect™ attachability.

“I know everybody here cares about what they’re doing”



Optional front-hitch and front PTO give you more flexibility to accomplish your task.



Save time and busted knuckles with Quik-Tach™ backhoes. Back in, lift up, connect, and get digging.

	3025E	3032E	3038E	3033R	3039R	3046R
ENGINE						
Type	Yanmar 3TNV88F	Yanmar 3TNV88C	Yanmar 3TNV86T	Yanmar 3TNV88C	Yanmar 3TNV86CT	Yanmar 3TNV86CHT
Horsepower	24.7 (18.4 kw) †	31.1 (28.1 kw) †	37.7 (28.1 kw) ‡	32.2 (23.7 kw)	38.7 (28.5 kw)	45.3 (33.3 kw)
PTO HP Geared Transmission	—	—	—	24.8 (18.5 kw)	31.6 (23.6 kw)	—
PTO HP Hydrostatic Transmission	17.4 (12.9 kW)	25.0 (18.6 kW)	30.0 (22.4 kW)	24.3 (18.1 kw)	31.1 (23.2 kw)	34.1 (27.3 kw)
Rated Speed, rpm	2,400	2,500	2,500	2,600	2,600	2,600
Engine Displacement	100.2 cu. in. (1.64 L)	100.2 cu. in. (1.64 L)	95.7 cu. in. (1.57 L)	100.2 cu. in. (1.64 L)	95.7 cu. in. (1.496 L)	95.7 cu. in. (1.496 L)
Battery Power	12V, 500 CCA	12V, 500 CCA	12V, 500 CCA	12V, 500 CCA	12V, 500 CCA	12V, 500 CCA
Alternator	55 A	75 A	75 A	75 A	75 A	75 A
HYDRAULICS						
Steering	4.0 gpm (15.0 L/min)	4.0 gpm (15.0 L/min)	4.0 gpm (15.0 L/min)	5.3 gpm (20 L/min)	5.3 gpm (20 L/min)	5.3 gpm (20 L/min)
Implement	5.3 gpm (20.2 L/min)	5.3 gpm (20.2 L/min)	5.3 gpm (20.2 L/min)	8.6 gpm (32.5 L/min)	8.6 gpm (32.5 L/min)	8.6 gpm (32.5 L/min)
Total capacity	9.3 gpm (35.2 L/min)	9.3 gpm (35.2 L/min)	9.3 gpm (35.2 L/min)	13.9 gpm (52.5 L/min)	13.9 gpm (52.5 L/min)	13.9 gpm (52.5 L/min)
Lift capacity (24 in. behind center link)	1,356 lb. (615 kg)	1,356 lb. (615 kg)	1,356 lb. (615 kg)	2,200 lb. (999 kg)	2,200 lb. (999 kg)	2,200 lb. (999 kg)
TRANSMISSION						
Standard	Hydrostatic – 2 Range	Hydrostatic – 2 Range	Hydrostatic – 2 Range	PowrReverser 12F/12R	PowrReverser 12F/12R	eHydro
Optional	NA	NA	NA	Hydrostatic – 3 Range	Hydrostatic – 3 Range	NA
Final drive	Spur Gear	Spur Gear	Spur Gear	Helical Gear	Helical Gear	Helical Gear
Brakes	Wet Disk	Wet Disk	Wet Disk	Wet Disk	Wet Disk	N/A
Steering	Power	Power	Power	Power	Power	Power
PTO						
PTO type	Independent	Independent	Independent	Independent	Independent	Independent
PTO	Rear 540	Rear 540	Rear 540	Rear 540	Rear 540	Rear 540
PTO Options	—	—	—	Mid	Mid	Mid
REAR HITCH						
Type	Category 1	Category 1	Category 1	Category 1	Category 1	Category 1
Control type	Position	Position	Position	Position	Position	Position
WEIGHT						
Open Station 4WD/MFWD	2,222 lb. (1008 kg)	2,222 lb. (1008 kg)	2,222 lb. (1008 kg)	2,900 lb. (1316 kg)	2,900 lb. (1316 kg)	2,900 lb. (1316 kg)
Cab MFWD				3,570 lb. (1619 kg)	3,570 lb. (1619 kg)	3,570 lb. (1619 kg)
LOADER						
Max Height Lift Capacity at Pivot**	1,186 lb. (539 kg)	1,186 lb. (539 kg)	1,186 lb. (539 kg)	1,598 lb. (725 kg)	1,598 lb. (725 kg)	1,598 lb. (725 kg)

‡ Rated engine horsepower (ISO) per SAE J1995

** For a complete list of loader specifications see your dealer.

† The engine horsepower and torque information are provided by the engine manufacturer to be used for comparison purposes only. Actual operating horsepower and torque will be less. Refer to the manufacturer's web site for additional information.

IMPLEMENT COMPATIBILITY

	3025E	3032E	3038E	3033R	3039R	3046R
BACKHOES				•	•	•
BOX BLADES	•	•	•	•	•	•
BROADCAST SPREADERS	•	•	•	•	•	•
CORE AERATORS	•	•	•	•	•	•
DISK HARROWS	•	•	•	•	•	•
FLAIL MOWERS				•	•	•
FRONT BLADES				•	•	•
GROOMING MOWERS	•	•	•	•	•	•
GROOMING MOWERS, REAR DISCHARGE	•	•	•	•	•	•
iMATCH™ AUTO HITCHES	•	•	•	•	•	•
LANDSCAPE RAKES	•	•	•	•	•	•
LOADERS	•	•	•	•	•	•
MANURE SPREADERS	•	•	•	•	•	•
AUTO CONNECT MID-MOUNT MOWERS				•	•	•
OVERSEEDERS	•	•	•	•	•	•
PENDULAR SPREADERS	•	•	•	•	•	•
POSTHOLE DIGGERS BY ROTOMEC	•	•	•	•	•	•
PULVERIZERS	•	•	•	•	•	•
REAR BLADES	•	•	•	•	•	•
ROTARY BROOMS				•	•	•
ROTARY CUTTERS	•	•	•	•	•	•
ROTARY TILLERS	•	•	•	•	•	•
SICKLEBAR MOWERS	•	•	•	•	•	•
SNOW BLOWERS	•*	•*	•*	•	•	•
WHEEL RAKES	•	•	•	•	•	•
WOOD CHIPPERS	•	•	•	•	•	•
PLOWS	•	•	•	•	•	•

* Rear Mount only



More than 50 implements are ready and waiting

for you to give them a spin. From backhoes to wheel rakes and every task in between, John Deere and Frontier commercial-grade implements not only do it all, they do it better and quicker. The time between starting up your tractor and getting work done is considerably shorter, thanks to John Deere iMatch™ AutoHitch, Quik-Park™ loaders and drive-over mower decks. Need the right tools for the job? Visit JohnDeere.com, JohnDeere.ca, or talk to your John Deere dealer today.

- 1. Rotary Cutters** – Perfect for property maintenance chores and making tall grass short.
- 2. Mid-Mower** – Enjoy the ease and convenience of drive-over AutoConnect™ and OnRamp™ mower decks.
- 3. Front Blades** – From moving dirt and gravel, to clearing snow, these versatile front blades can angle right or left to make your job easier.
- 4. Tiller** – Commercial-duty with heavy-duty tine shafts for excellent performance and durability even in packed-down soil conditions.
- 5. Backhoes** – Powerful double-acting cylinder swing system provides a 180-degree swing, precise control and extra torque when backfilling. Boom cylinders are mounted on top for superior visibility to the trench. Powerful digging force makes quick work in tough conditions.

POWERGARD™+ Maintenance Plan

While PowerGard[†] Protection Plan ensures you're covered when something goes wrong, PowerGard[†] Maintenance Plan helps reduce the likelihood that something will and keeps your tractor investment running strong. Typical maintenance includes changing oil, checking fluid levels and swapping out filters. Because usage patterns vary, your dealer can help customize a plan that suits your needs. You can choose your time and hour options, as well as whether you want to include break-in service. The plan includes the cost of parts, labor and travel. Ask about onsite maintenance to save yourself the hassle of equipment transportation.

†PowerGard Protection Plan extended warranty covers failures due to defective materials or original workmanship of covered components. Customers have a choice between either the Limited (engine & powertrain) coverage form or the Comprehensive (full-machine) coverage form. See your dealer or www.johndeere.ca/PowerGard for details.



Add More

Whether it's enhanced productivity, stability, visibility, or hours in the field, these attachments will help you get the most out of your John Deere Tractor.




Rear Work Light Kit
Shed some light, especially when working with rear implements.
LVB25547 (1 light) (3E OS, 3R OS)
LVB24853 (2 lights) (3R Cab)



Forward Lighting Kit
Enjoy increased visibility up front when working in low-light conditions. Two lights mount to brush guards located on the ROPs.
LVB25546 (2 lights) (3E OS, 3R OS)
LED Worklight Kit
BLV10497 (3E, 3R OS)



Front Fender Kit
Guard against unwanted dirt and mud on cab glass or operator station with these sporty-looking front fenders.
BLV10472 (3R)
Turnable front fenders
BLV10757 (3R Cab)



Canopies
Beat the sun and inclement weather. Canopy is installed to the ROPS, providing extra environmental protection for the operator.
LVB25334 (3E OS, 3R OS)



Rear Fender Extensions
Keep it clean by protecting yourself, the tractor and the implements from debris flying off the rear tractor tires.
BLV10698 (3R Cab)
LVB25684 (3R OS)



Quik-Tatch Weight, 42 lb
Add some extra weight to the front of the machine easily and securely with Quik-Tatch weights.
R66949 (3E, 3R)



4th and 5th SCVs
Quickly and effortlessly remove your hydraulic hook-ups with these couplers. *Only available on Open Station models.*
BLV10761 (3R OS)

This literature has been compiled for worldwide circulation. While general information, pictures and descriptions are provided, some illustrations and text may include finance, credit, insurance, product options and accessories NOT AVAILABLE in all regions. PLEASE CONTACT YOUR LOCAL DEALER FOR DETAILS. John Deere reserves the right to change specification, design and price of the products described in this literature without notice. John Deere's green and yellow color scheme, the leaping deer symbol, and JOHN DEERE are trademarks of Deere & Company. Model/items shown may not be exactly as shown.

DSTA66717 Litho in U.S.A. (16-08)



JohnDeere.com
JohnDeere.ca