

# FIT 5 Application Summary

---

December 19, 2016

# FIT 5: Application Summary

<b>Renewable Fuel</b>	<b>Gross Applications</b>	<b>Withdrawn Applications</b>	<b>Hard Copy Applications Not Received</b>	<b>Net Applications</b>	<b>Gross MW</b>	<b>Withdrawn MW</b>	<b>Hard Copy Application Materials Not Received MW</b>	<b>Net MW</b>
Solar (PV) (Rooftop)	401	80	14	307	110	25.8	4.4	80.1
Solar (PV) (Non-Rooftop)	870	119	52	699	353	49.2	21.5	282
Waterpower	46	1	9	36	15.9	0.5	2.7	12.8
Wind (On-Shore)	7	0	1	6	3.5	0.0	0.5	3.0
Biogas	0	0	0	0	0.0	0.0	0.0	0.0
Biogas (On-Farm)	86	10	2	74	19.2	2.2	0.5	16.5
Renewable Biomass	4	0	0	4	1.7	0.0	0.0	1.7
Landfill Gas	1	0	0	1	0.5	0.0	0.0	0.5
<b>Totals</b>	<b>1,415</b>	<b>210</b>	<b>78</b>	<b>1,127</b>	<b>504</b>	<b>77.8</b>	<b>29.5</b>	<b>397</b>

**Procurement Target: 150 MW**

# FIT 5: Participation and Site Host Application Summary

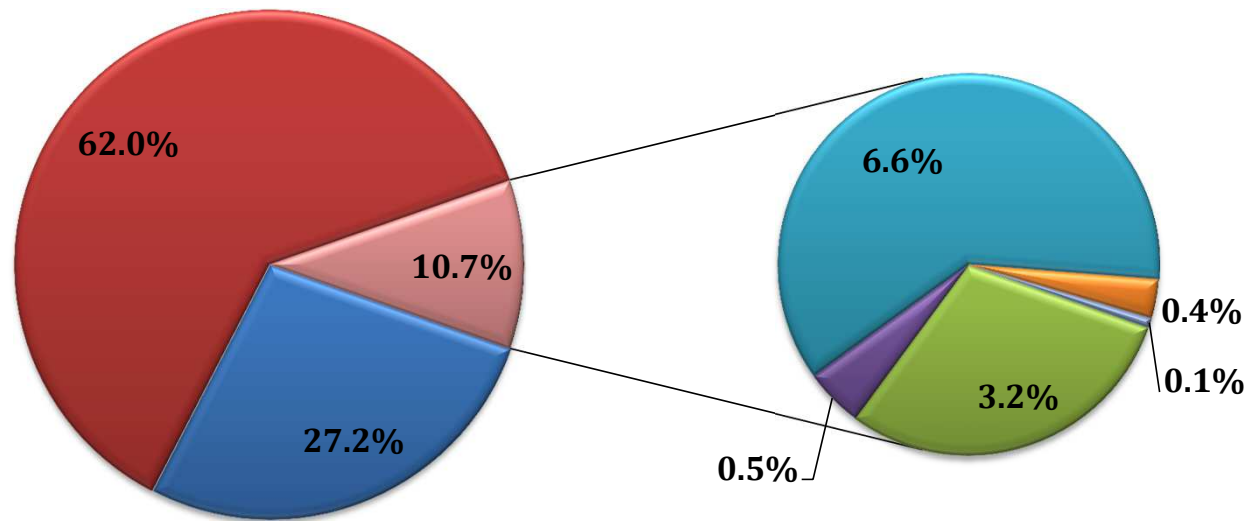
<b>Participation Applications<sup>1</sup></b>	<b>Total Applications</b>	<b>% of Net</b>	<b>Total MW</b>	<b>Procurement Target (MW)<sup>2</sup></b>
<b>Indigenous Participation</b>	<b>470</b>	<b>41.7%</b>	<b>179</b>	<b>---</b>
First Nation CCSA Eligible	419	37.2%	160	22.2
Métis CCSA Eligible	51	4.5%	19.1	11.1
<b>Community Participation</b>	<b>192</b>	<b>17.0%</b>	<b>69.6</b>	<b>---</b>
Community CCSA Eligible	192	17.0%	69.6	33.3
<b>Municipal and Public Sector Entity Participation</b>	<b>156</b>	<b>13.8%</b>	<b>56.0</b>	<b>---</b>
Municipal and Public Sector Entity CCSA Eligible	147	13.0%	52.5	33.3
<b>Municipal Site Host<sup>3</sup></b>	<b>88</b>	<b>7.8%</b>	<b>25.5</b>	<b>---</b>
Municipal Site Host w/o Participation Group	8	0.7%	2.9	---
<b>Public Sector Entity Site Host</b>	<b>17</b>	<b>1.5%</b>	<b>3.6</b>	<b>---</b>
Public Sector Entity Site Host w/o Participation Group	10	0.9%	1.9	---
<b>Indigenous Site Host</b>	<b>255</b>	<b>22.6%</b>	<b>113</b>	<b>---</b>
Indigenous Site Host w/o Participation Group	5	0.4%	2.5	---
<b>Total Participation Applications</b>	<b>818</b>	<b>72.6%</b>	<b>305</b>	<b>---</b>

<sup>1</sup>Participation Levels, CCSA eligibility and Municipal, Public Sector or Indigenous Site Hosts have not been confirmed by the IESO. Determination will be made in Stage 3 of review (see section 4 of the FIT Rules, Version 5.0.1, for details). These numbers are solely based on Priority Points, Participation and CCSA eligibility applied for.

<sup>2</sup>The allocation of CCSAs is two thirds of the total annual FIT procurement target. This is further divided into one-third portions for each of the applicant types (Indigenous communities, municipalities and public sector entities). With respect to the one-third portion available to Indigenous communities, two thirds is apportioned to those with First Nations participation and one-third is apportioned to those with Métis participation.

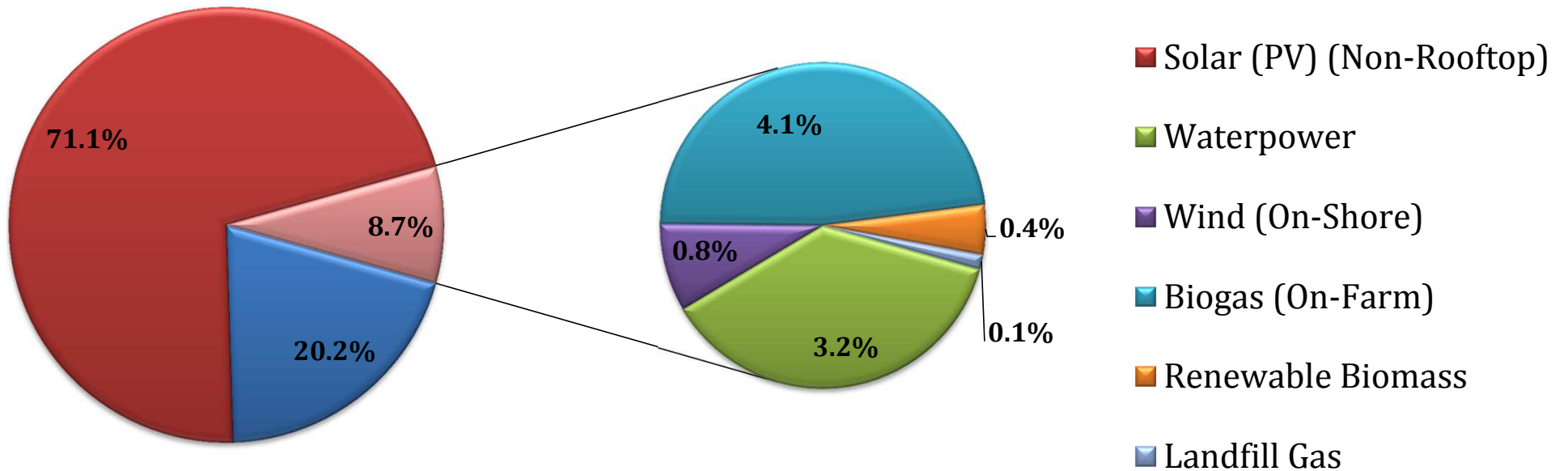
<sup>3</sup> Having Municipal Site Host, Public Sector Entity Site Host or Indigenous Site Host is not mutually exclusive from Participation Level.

# FIT 5: Applications (Count) % of Net

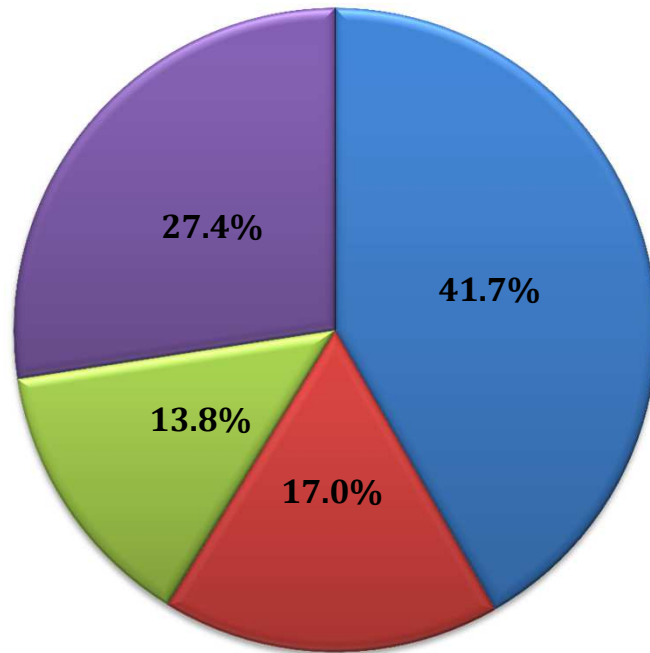


- Solar (PV) (Rooftop)
- Solar (PV) (Non-Rooftop)
- Waterpower
- Wind (On-Shore)
- Biogas (On-Farm)
- Renewable Biomass
- Landfill Gas

# FIT 5: Applications (MW) % of Net



# FIT 5: Participation Applications (Count) % of Net



- Indigenous Participation
- Community Participation
- Municipal and Public Sector Entity Participation
- Non-Participation

# FIT 5: Site Host Applications (Count) % of Net

