















replacement parts for VOLKSMANN

OEM PART #	PICTURE	ALC #	DESCRIPTION
ALC-102		ALC-102*	ALC SAFE CERAMIC INSERT OVERFEED ASSEMBLY *(2 O-RINGS)
ALC-104		ALC-104*	ALC SAFE OVERFEED CERAMIC INSERTS *(2 INSERTS)
ALC-105		ALC-105*	MALE ROLL ONLY FOR ALC SAFE CERAMIC OVERFEED
ALC-106		ALC-106*	FEMALE ROLL ONLY FOR ALC SAFE CERAMIC OVERFEED
AVS-005		AVS-005*	ALC SAFE PRE-FEED CLUTCH SLEEVE
AVS-008		AVS-008*	ALC SAFE PRE-FEED ROLL O-RING
AVS-009		AVS-009*	ALC SAFE PRE-FEED ROLL RETAINING RING
AVS-010		AVS-010*	ALC SAFE PRE-FEED ROLL SOCKET SET SCREW
108001		17036060	80V LAMP BULB
115360 956185		17036070	31T CHROME DISC
956185 115360		17036070	31T CHROME DISC

*American Linc, LLC parts are intended as quality replacements for OEM product lines. All ALC parts are manufactured to meet or exceed the original OEM standards and specifications.

OEM PART #	PICTURE	ALC #	DESCRIPTION
124263 900787		17035930	SHAFT
900787 124263		17035930	SHAFT
124891		17036080	21T SPROCKET (25MM BORE)
124990		17036090	33T SPROCKET (35MM BORE)
124990S		17036091	33T SPLIT SPROCKET (35MM BORE)
137323 928218		17036100	STRAP ONLY *(PER METER)
928218 137323		17036100	STRAP ONLY *(PER METER)
14X8TUBE		17036110	NYLON REINFORCED TUBING
158899 112466		17036120	PRE-TAKE-UP ROLLER
112466 158899		17036120	PRE-TAKE-UP ROLLER
158899C		17036130	PRE-TAKE -UP ROLLER W/ 31T CHROME DISCS
158899C-M VK014993		17036131	MOLDED PRE-TAKE-UP ROLLER W/ 31T CHROME DISCS

*American Linc, LLC parts are intended as quality replacements for OEM product lines. All ALC parts are manufactured to meet or exceed the original OEM standards and specifications.

OEM PART #	PICTURE	ALC #	DESCRIPTION
VK014993 158899C-M		17036131	MOLDED PRE-TAKE-UP ROLLER W/ 31T CHROME DISCS
158899F		17036140	FEMALE ROLL
158899F-M 25-43A		17036141	MOLDED FEMALE ROLL
25-43A 158899F-M		17036141	MOLDED FEMALE ROLL
158899M		17036150	MALE ROLL
158899M-M 25-43		17036151	MOLDED MALE ROLL
25-43 158899M-M		17036151	MOLDED MALE ROLL
187435		17036160	15T SPROCKET
187443		17036170	25T SPROCKET
20040		17035940	CENTERING DEVICE
21238		17035950	RETAINING RING
237347N		17036190	PISTON FOR VOLCOJET *(NEW TYPE)













*American Linc, LLC parts are intended as quality replacements for OEM product lines. All ALC parts are manufactured to meet or exceed the original OEM standards and specifications.

OEM PART #	PICTURE	ALC #	DESCRIPTION
237347		17036180	PISTON FOR VOLCOJET *(OLD TYPE)
41726		17036200	FREE WHEELING DEVICE
67664		17035960	34T PRE-TAKE-UP GEAR
67664.1		17035970	30T PRE-TAKE-UP GEAR
67664.2		17035980	58T PRE-TAKE-UP GEAR
67674		17035990	36T PRE-TAKE-UP GEAR
67684		17036000	39T PRE-TAKE-UP GEAR
67694		17036010	42T PRE-TAKE-UP GEAR
67714		17036020	46T PRE-TAKE-UP GEAR
67724		17036030	49T PRE-TAKE-UP GEAR
67734		17036040	52T PRE-TAKE-UP GEAR
67744		17036050	54T PRE-TAKE-UP GEAR





*American Linc, LLC parts are intended as quality replacements for OEM product lines. All ALC parts are manufactured to meet or exceed the original OEM standards and specifications.

OEM PART #	PICTURE	ALC #	DESCRIPTION
87007		17036210	HOUSING FOR MULTI-TENSION DEVICE
87007-1		17036220	CAP FOR HOUSING
87239		17036230	BAYONET SLEEVE
900548		17036240	48T SPROCKET
904748		17036250	CHANGE GEAR 29T
905174		17036260	SHAFT RIGHT SIDE
917807		17036270	12T OIL PUMP SPROCKET
924480		17036280	33T SPROCKET (40MM BORE)
924480S 924480M		17036281	33T SPLIT SPROCKET (40MM BORE)
924480M 924480S		17036281	33T SPLIT SPROCKET (40MM BORE)
924498		17036290	21T SPROCKET (35MM BORE)
96057M 301895-M1		17036311	HEAVY DUTY YARN CUTTER













*American Linc, LLC parts are intended as quality replacements for OEM product lines. All ALC parts are manufactured to meet or exceed the original OEM standards and specifications.

OEM PART #	PICTURE	ALC #	DESCRIPTION
96057S 301895-M		17036310	YARN CUTTER
960591 VTS-05S		17036320	VOLCO JET SEAL
964007		17036330	COUPLING
301895-M1 96057M		17036311	HEAVY DUTY YARN CUTTER
301895-M 96057S		17036310	YARN CUTTER
VTS-05S 960591		17036320	VOLCO JET SEAL
VTS-05S 146647-R (OLD)		17036350	VOLCO JET OLD TYPE REPAIRED *(YOUR PROPERTY)
14667-R (OLD) VTS-05S		17036350	VOLCO JET OLD TYPE REPAIRED *(YOUR PROPERTY)
VTS-05AK 14667-M		17036360	ALUMINUM VOLCO JET KIT
14667-M VTS-05AK		17036360	ALUMINUM VOLCO JET KIT
VTS-05AK-BODY		17036361	ALUMINUM VOLCO JET BODY
VTS-05AK-CAP		17036362	ALUMINUM VOLCO JET CAP

*American Linc, LLC parts are intended as quality replacements for OEM product lines. All ALC parts are manufactured to meet or exceed the original OEM standards and specifications.

OEM PART #	PICTURE	ALC #	DESCRIPTION
VTS-05AK-F		17036363	ALUMINUM VOLCO JET FITTING
VTS-05CS		17036366	VOLCO JET COMPRESSION SPRING
VTS-05N 146647-R (NEW)		17036355	VOLCO JET NEW TYPE REPAIRED *(YOUR PROPERTY)
146647-R (NEW) VTS-05N		17036355	VOLCO JET NEW TYPE REPAIRED *(YOUR PROPERTY)
VTS-05NT		VTS-05NT*	VOLCO JET SPRING NEW TYPE
VTS-05OR		17036364	O-RING FOR VOLCO JET
VTS-05OT		VTS-05OT*	VOLCO JET SPRING OLD TYPE
VTS-05W		17036365	VOLCO JET WASHER
AFP-91916		17038130	ALUMINUM FLANGE PROTECTOR
AX-101		17037120	VOLKMANN SINGLE CREEL LATCH
AX-102 VSC-0104		17037150	VOLKMANN SAFETY COVER FOR OVERFEED
AX-105		17037130	VOLKMANN DUAL CREEL LATCH ASSEMBLY













*American Linc, LLC parts are intended as quality replacements for OEM product lines. All ALC parts are manufactured to meet or exceed the original OEM standards and specifications.

OEM PART #	PICTURE	ALC #	DESCRIPTION
AX-106		17037290	SPRING FOR DUAL CREEL LATCH
AX-107		17037300	STAINLESS STEEL BALL FOR DUAL CREEL LATCH
AX-108		17037310	CONE POINT SET SCREW FOR DUAL CREEL LATCH
AX-109		17037320	VOLKMANN DUAL CREEL LATCH ONLY
ALC-902		17037100	CERAMIC ONLY FOR WEAR PLATE ASSEMBLY
ALC-903		17037110	ALUMINUM WEAR PLATE ONLY
ALC-904		17037090	WEAR PLATE W/ CERAMIC ASSEMBLY
ALC-905		17038120	GASKET FOR WEAR PLATE W/ CERAMIC ASSEMBLY
ST-B-AC		ST-B-AC*	ACORN NUT
ST-B-BO		ST-B-BO*	BRACKET ONLY
ST-B-MB		ST-B-MB	MODIFIED YARN BRACKET W/ W/ TENSION DISCS & HARDWARE
ST-B-NR		ST-B-NR*	NYLON RING FOR TENSION DISC ASSEMBLY













*American Linc, LLC parts are intended as quality replacements for OEM product lines. All ALC parts are manufactured to meet or exceed the original OEM standards and specifications.

OEM PART #	PICTURE	ALC #	DESCRIPTION
ST-B-NS		ST-B-NS*	NYLON SPACER FOR TENSION DISC ASSEMBLY
TG-001		TG-001*	STAINLESS STEEL YARN GUIDE
VD-2600		17036400	BEARING TOOL FOR VOLKMANN TWISTER
VH-2601		VH-2601*	VOLKMANN HINGE
OSC-307634		*OSC-307634	CLAMP
SCB-340		17036880	STABILIZER FOR MAIN CREEL BRACE
VBA-5000		17036440	CREEL BRACKET
VBT-4000		17036730	VOLKMANN BEARING INSTALLER
VCB-1020		17037080	VOLKMANN COVER BRACKET
VCB-9000		17036450	CRADLE BRACE
VCS-1214		17037200	VOLKMANN SPINDLE SIDE COVER
VML-408L		17037190	LEFT HAND MOTOR COVER

*American Linc, LLC parts are intended as quality replacements for OEM product lines. All ALC parts are manufactured to meet or exceed the original OEM standards and specifications.

OEM PART #	PICTURE	ALC #	DESCRIPTION
VML-408R		17037180	RIGHT HAND MOTOR COVER
VOL-CR-001		17036750	VOLKMANN CREEL RAFTER
VPH-100		17036770	VOLKMANN PACKAGE HOLDER
VPP-1000 A576371 A0310755		17036430	PACKAGE PROTECTOR TWISTER) *(FOR
VSC-0510		17037420	VOLKMANN STAINLESS STEEL SAFETY COVER FOR OVERFEED
VSG-274467		17036970	4MM SETTING GAUGE FOR TRAVERSE GUIDE
VSP-0318A		17037360	DUAL SPINDLE RACE PULLER ASSEMBLY
VSP-0513A		17036810	SPINDLE RACE PULLER ASSEMBLY
VSP-0514		17037050	SPINDLE RACE PULLER BODY ONLY
VSP-0515		17037060	SPINDLE RACE PULLER HANDLE ONLY
VSP-0516		17037070	SPINDLE RACE PULLER PIN ONLY
VSP-0820		17037010	SPINDLE BEARING PULLER W/ HANDLE










*American Linc, LLC parts are intended as quality replacements for OEM product lines. All ALC parts are manufactured to meet or exceed the original OEM standards and specifications.

OEM PART #	PICTURE	ALC #	DESCRIPTION
VSP-0825		17037030	SPINDLE BEARING PULLER ONLY
VSP-0921		17037040	SPINDLE BEARING PULLER HANDLE ONLY
VST-0111			VOLKMANN SAFETY COVER TEMPLATE
VTD-001		17036780	VOLKMANN TAILING DEVICE
VTG-274466AS		17036680	TRAVERSE GUIDE ASSEMBLY W/ CLAMP & SCREWS
VTG-274466C		17036480	CERAMIC ONLY FOR TRAVERSE GUIDE
VTG-274466CL		17036510	CLAMP FOR TRAVERSE GUIDE W/ SCREWS
VTG-274466M		17036470	TRAVERSE GUIDE *(TWISTING)
VTH-200		17036580	TUBE HOLDER ASSEMBLY
VTH-201		17036590	TUBE HOLDER ONLY
VTH-202		17036600	U - BOLT FOR HOLDER ASSEMBLY
VTH-203		17036610	NYLON LOCK NUT













*American Linc, LLC parts are intended as quality replacements for OEM product lines. All ALC parts are manufactured to meet or exceed the original OEM standards and specifications.

OEM PART #	PICTURE	ALC #	DESCRIPTION
VTH-204		17036620	FLAT WASHER
VTH-205		17036860	TUBE HOLDER W/ BLACK CAP ONLY
VTH-300		17036630	BLACK CAP
VTM-001		17036990	TENSIONER MOUNT
VTM-002		17037000	SPRING TENSIONER GUIDE MOUNT 2" X 1" X .065
VTM-003		17037430	SPRING TENSIONER GUIDE MOUNT 1 1/2" X 1" X .065
VTCH-100		VTCH-100*	CAP HOLDER
VSISC-01		17037220	VOLKMANN SINGLE SAFETY COVER
VSPSC-01		17037230	VOLKMANN SPLIT SAFETY COVER
010097		17037560	10" FRICTION ROLLER WITH 127MM GRAY COT
014000 472860 561233		17037610	DRIVE PULLEY FOR BELT
015000		17037650	HOUSING ONLY FOR UPPER TOP SPINDLE

*American Linc, LLC parts are intended as quality replacements for OEM product lines. All ALC parts are manufactured to meet or exceed the original OEM standards and specifications.

OEM PART #	PICTURE	ALC #	DESCRIPTION
029663		17037410	40MM ALUMINUM COUPLING
029663/01		17037910	COUPLING COMPLETE FOR TRAVERSE
102546		*102546	GVA COILER BELT
121335		17037980	BOOT PACKAGE SUPPORT BEARING HOUSING
121954		17037500	RING FOR BEARING COVER
122036 170647		17037960	AIR CONNECTOR 160MM
123141 123166 467795 481473 4814744		17037540	BEARING COVER FOR MAIN DRIVE SHAFT
125831H 194480H 516518H		17037630	HOUSING UPPER SPINDLE BOTTOM BEARING
125849		17037640	HOUSING ONLY FOR UPPER TOP SPINDLE
134445		17037510	BRAKE SHOE ASSEMBLY
13445B			BRAKE SHOE ASSEMBLY SEPARATOR
137232 832147 832154		17037930	DIAL STORAGE TENSOR

*American Linc, LLC parts are intended as quality replacements for OEM product lines. All ALC parts are manufactured to meet or exceed the original OEM standards and specifications.

OEM PART #	PICTURE	ALC #	DESCRIPTION
139257		17037720	ALUMINUM / ZINC FILLED POT CAP WITH LARGE WINDOW
160000 489260 489278/10 554014 569897 836593		17037570	HYSTERESIS TENSION DEVICE COMPLETE
170001 558783 565051 839662		17037530	ACTUATING VALVE FOR YARN SENSOR DEVICE
170002		17037900	CYLINDRICAL PISTON WITH VALVE FOR YARN SENSOR DEVICE
170004 661504 803841		17037590	THREAD GUIDE ROLLER ASSEMBLY
170005		17037600	THREAD GUIDE ROLLER ASSEMBLY
170647		17037960	AIR CONNECTOR 160MM
176883 269753		17037680	CRADLE 10" RIGID ARM
176891 249300 269787		17037550	CRADLE ARM
179622		17036900	170MM ALUMINUM PULLEY
179747		17036910	240MM ALUMINUM PULLEY
180901 226647 276105 555375		17037670	CRADLE ASSEMBLY 10"













*American Linc, LLC parts are intended as quality replacements for OEM product lines. All ALC parts are manufactured to meet or exceed the original OEM standards and specifications.

OEM PART #	PICTURE	ALC #	DESCRIPTION
184663		17037950	SINGLE FLANGED BAKELITE ROLLER
184655 198366 305631		17037940	DOUBLE FLANGE BAKELITE ROLLER
211235		17037660	COVER BEARING, BUSH
211250		17037730	AIR CHANNEL ASSEMBLY COMPLETE FOR POT
214692		17037450	FOOT BRAKE ASSEMBLY
218875 480467 482281 513382		17037480	BUSHING INJECTOR + O RING ASSEMBLY
231969 239673 274761 569954 1028265		17038030	PNEUMAJET VALVE CONNECTOR WITH SEAL
248245		17038200	OVERFEED PLASMA DISC 24T (35MM BORE)
259978 302356		17037710	POT BODY STAINLESS STEEL
307686 344465		17037920	10" FRICTION ROLLER FOR CLUTCH
313056		17036500	25MM ALUMINUM COUPLING
320237		17036390	BLACK CREEL PAD 11.496" O.D.x 1.6540" *(one side porous/ one side glazed)


*American Linc, LLC parts are intended as quality replacements for OEM product lines. All ALC parts are manufactured to meet or exceed the original OEM standards and specifications.

OEM PART #	PICTURE	ALC #	DESCRIPTION
320237G		17036420	GREEN CREEL PAD 11.496" O.D.x 1"- 1 1/8" *(one side porous/ one side glazed)
320238		17036520	BLUE CREEL PAD 11 7/8" O.D.x 1 1/4" *(one side porous/ one side glazed)
371716		17037860	PRESSURE SPRING FOR HYSTERESIS
401642.01		17038150	GRAY FOAM PAD
406215		17036460	OVERFEED SHAFT (25MM X 2008MM) SALESMAN DELIVERY ONLY
406215GP		17038270	GROUND & POLISHED OVERFEED SHAFT (25MMX 2008MM) SALESMAN DELIVERY ONLY
424515		17037970	AIR CONNECTOR 125MM
444190		444190*	BOLT
477638 557231		17036890	MIDDLE SECTION LEFT SIDE SHAFT 40MM X 1810MM SALESMAN DELIVERY ONLY
481093		17037520	BRAKE SHOE COMPLETE
485391 485508 557553 558817 833004 839654		17038020	CENTRAL VALVE
501882		501882*	AXLE W/ E CLIP

*American Linc, LLC parts are intended as quality replacements for OEM product lines. All ALC parts are manufactured to meet or exceed the original OEM standards and specifications.

OEM PART #	PICTURE	ALC #	DESCRIPTION
502484		17037740	MAGNET POT NORTH
502492		17037750	MAGNET POT SOUTH
504860			OVERFEED PLASMA DISC 24T (40MM BORE)
505008		17036980	MOTOR END LEFT SIDE & RIGHT SIDE SHAFT 40MM X 1843MM SALESMAN DELIVERY ONLY
517482 1179597		17036790	MIDDLE SECTION LEFT & RIGHT SIDE SHAFT 40MM X 2010MM SALESMAN DELIVERY ONLY
528596		17037800	BUSHING FOR POT
549329 747121/01		17037490	RUBBER BUSHING W/O GROOVE
562579		17037470	PLUG
576389		17037580	10" PROTECTION POT BASE
580258		17037460	CERAMIC INSERT FOR HYSTERESIS
581710		17038110	8" PROTECTION POT BASE
584581		17037760	FLANGE FOR PROTECTION POT

*American Linc, LLC parts are intended as quality replacements for OEM product lines. All ALC parts are manufactured to meet or exceed the original OEM standards and specifications.

OEM PART #	PICTURE	ALC #	DESCRIPTION
628362		17036920	IDLER PULLEY
670133 1023050		17037990	TIME DELAY VALVE
737312		17037380	OVERFEED SHAFT 25MM X 2157MM SALESMAN DELIVERY ONLY
745554		17037780	COVER FOR POT BUSHING
747121		17037490	RUBBER BUSHING WITH INNER RING
747949		17037690	HOUSING FOR SPINDLE TOP BEARING
759746 1198332		759746* 1198332*	MIDDLE SECTION LEFT & RIGHT SIDE 40MM X 2160MM SALESMAN DELIVERY ONLY
759860 1234061		17036850	MOTOR END LEFT SIDE SHAFT 40MM X 2360MM SALESMAN DELIVERY ONLY
858407		17037700	LOWER SPINDLE BEARING ASSEMBLY
901728		901728*	CAM SHAFT
903005		17036380	OVERFEED SHAFT 25MM X 1535MM SALESMAN DELIVERY ONLY
942821		17036870	MAIN SHAFT

*American Linc, LLC parts are intended as quality replacements for OEM product lines. All ALC parts are manufactured to meet or exceed the original OEM standards and specifications.

OEM PART #	PICTURE	ALC #	DESCRIPTION
964007M		17036740	MODIFIED SPLIT COUPLING
1147982		17036840	OVERFEED SHAFT 25MM X 1808MM SALESMAN DELIVERY ONLY
1170331		17038210	DEFLECTOR DEVICE ASSEMBLY
1171701		17036410	STABILIZATION PLATE
1179597 517482		17036790	MIDDLE SECTION LEFT & RIGHT SIDE SHAFT 40MM X 2010MM DELIVERY ONLY
1198332 759746		1198332* 759746*	MIDDLE SECTION LEFT & RIGHT SIDE SHAFT 40MM X 2160MM SALESMAN DELIVERY ONLY
1234061 759860		17036850	MOTOR END LEFT SIDE SHAFT 40MM X 2360MM SALESMAN DELIVERY ONLY
932-089-01		932-089-01*	PRE-FEED SHAFT 25MM X 1998MM *(5 PIECE MINIMUM TO MAKE) SALESMAN DELIVERY ONLY
PEX-0108		17037170	POT EXTRACTOR STABILIZER
PEX-1000M		17036830	MODIFIED POT EXTRACTOR *(This unit may require some assembly) SALESMAN DELIVERY ONLY

*American Linc, LLC parts are intended as quality replacements for OEM product lines. All ALC parts are manufactured to meet or exceed the original OEM standards and specifications.